

Preface

We have just published Annual Market Report by compiling overview of Osaka Tsurumi Wholesale Flower Market and trading volume of flower at the market from January to December in 2015 so that the report will be helpful for concerned people in various ways.

Since the market opened in June 1994, all parties concerned with the market have made every effort to make the flower market loved by and familiar to people. We will continue to contribute to the promotion and growth of the flower industry. Therefore, we would like to ask your further support and cooperation.

March 2016

Osaka Tsurumi Wholesale Flower Market

Founder: Osaka Tsurumi Flower Center Co., Ltd.

Contents

Overview of the market	1
Reference data (Statistics 2015)	
1. Monthly trading volume by category	6
2. Monthly trading volume by producing area	8
3. Monthly trading volume by item	
(1) Cut flower	14
(2) Potted plants	24
4. Trading volume of major producing area by major item	30
5. Ranking of major producing areas regarding trading amount	35
6. Monthly trading volume of flower, associations and imported items	36

Overview of the market

- 1 **N a m e** Osaka Tsurumi Wholesale Flower Market
- 2 **F o u n d e r** Osaka Tsurumi Flower Center Co., Ltd.
(Capital fund: 1.8 billion yen)
- 3 **A d r e s s** 2-7-70 Matta Omiya, Tsurumi-ku, Osaka City, 538-0031
Phone: 06-6913-4187 Fax: 06-6913-7714
URL <http://www.tsurumi-wfm.jp/>
- 4 **Establishment date** Establishment approval: June 21, 1994
Opening date: July 6, 1994
- 5 **Trading items** Flowers and potted plants, the processed goods, and relevant goods
- 6 **Auction time** From 6:30 a.m. (Cut flowers: Mon., Wed., Fri., and Sat. / Potted plants: Tue., (Thu.) and Sat.)

7 **Organizational structure of the market**

The administration of the market is prescribed by the Whole Sale Market Act, the Osaka Municipal Wholesale Market Ordinance, the operational rules of the Osaka Tsurumi Wholesale Flower Market, and other relevant regulations. The major organizations of the market are as follows.

(1) **Founder: Osaka Tsurumi Flower Center Co., Ltd.**

Osaka Tsurumi Flower Center Co., Ltd. is a third sector style company, which was funded by Osaka Prefectural Government (investment ratio: 25.5%), Osaka City (25.5%), flower industries (23.9%), financial institutions (25.1%) to manage and maintain the market facilities, as well as to direct and supervise the market management.

(2) **Wholesaler**

Wholesaler	Capital fund	Representative	Phone (Fax)
Naniwa Flower Auction co., ltd.	473,770,500 yen	President Susumu Onishi	06-6914-2300 (06-6914-2070)
JF TSURUMIKAKI FLORICULTURE AUCTION CO., LTD.	80 million yen	President & C.E.O Tomihiro Masuda	06-6914-2200 (06-6914-2080)

(3) Intermediate wholesalers (Cut flowers)

Company name	Representative	Phone (Fax)
Hanshin Flower Support Co., Ltd.	Shinji Yamamoto	06-6967-8714 (06-6967-8734)
Hanakiku Co., Ltd.	Hiroshi Takahashi	06-6914-2252 (06-6914-2254)
Sun Flower Art CO., LTD.	Koichi Ogawa	06-6914-2255 (06-6914-2258)
Nagai Seika Co., Ltd.	Misao Ngai	06-6914-2261 (06-6914-2260)
FRENET-HIBIYA Co., Ltd.	Koichi Wada	06-6914-2299 (06-6914-2296)
FloLife Co. Ltd.	Tetsuro Kayano	06-6912-2054 (06-6912-2062)
Nakaoroshi Osaka Flower Co., Ltd.	Michio Nakano	06-6914-2274 (06-6914-2276)
MARUHI FLOWER CENTER Co., Ltd.	Kazuyuki Morikawa	06-6914-2277 (06-6914-2279)
MIYAMOTO SEIKA CO., LTD.	Masayuki Miyamoto	06-6914-2280 (06-6914-2282)
HANSHIN TRADING CO., LTD.	Shinji Yamamoto	06-6915-4187 (06-6915-4186)
Hanatoku Trading co., ltd.	Hiroshi Morikawa	06-6914-2288 (06-6914-2290)
Flower Language Co., Ltd.	Yuichi Kondo	06-6914-1187 (06-6914-1180)

(4) Intermediate wholesalers (Potted plants)

Company name	Representative	Phone (Fax)
Maruishiengi Co., Ltd	Yuichi Ishida	06-6914-2331 (06-6914-2332)
Higashi-Osaka Engei Co., Ltd. (Plants Higashi-Osaka)	Shigeru Yoneshima	06-6914-2333 (06-6914-2335)
Mitsubaengi Co., Ltd	Katsuhiko Yamashita	06-6914-2336 (06-6914-2337)

(5) Relevant material suppliers

Company name	Representative	Phone (Fax)
OSAKA-TSURUMI KAZAI CO., LTD.	Shiro Imazato	06-6914-2350 (06-6914-2072)
Kobe Ribbon Co., Ltd.	Masataka Yoshimura	06-6914-2345 (06-6914-2355)
Next Art Co., Ltd.	Yoshitsugu Miki	06-6912-8701 (06-6912-8702)
Sakaereon Co., Ltd.	Toshiko Taniguchi	06-6914-2341 (06-6914-2343)

(6) Tearoom

Company name	Representative	Phone
River Bridge Co., Ltd. (Glass)	Etsuko Hashikawa	06-6914-2361

(7) Number of buyers (approved by the founder)

(Unit:person)

Address		Number of buyers	
Kinki Region	Osaka	Osaka city	306
		Other	423
		Subtotal	729
	H y o g o	116	
	N a r a	71	
	K y o t o	50	
	S h i g a	16	
	W a k a y a m a	10	
	M i e	8	
	Total	1,000	
Chugoku Region	O k a y a m a	6	
	T o t t o r i	3	
	S h i m a n e	4	
	H i r o s h i m a	2	
	Y a m a g u c h i	2	
	Total	17	
Shikoku Region	T o k u s h i m a	7	
	E h i m e	3	
	K a g a w a	5	
	K o c h i	2	
	Total	17	
Kyushu Region	F u k u o k a	3	
	O i t a	1	
	M i y a z a k i	0	
	O k i n a w a	4	
	Total	8	
Other		30	
Total		1,072	

(As of the end of December 2015)

8 Efforts made by the Osaka Tsurumi Flower Center Co., Ltd. as the founder of the market

This market has grown as one of Japan's leading market for over 21 years since it opened. In recent years, however, it has been in difficult situation in terms of both the volume and value of trading due to the economic downturn. Therefore, we formulated the mid-term management plan and the Osaka Tsurumi Flower Center and those concerned with the market have worked together on projects to revitalize the market.

9 Outline of the major facilities

(1) Facility scale, etc.	Site area	25,915 m ²
	Building area	17,022 m ²
	Total floor space	34,500 m ²
	Size and structure	3 floors and 1 basement, reinforced concrete structure

(2) Construction cost and other cost Approximately 12.21 billion yen

(3) Area of major facilities

Facility name	Floor area (m ²)	Remarks
Wholesale area	4,370	Automatic conveyors: 3 lines (total 800 m) Automatic sorting device: 21 units
Auction room	816	Seats for auction: 772 seats, display boards for auction: 11 units
Wholesaler multi-story warehouse	752	3 (including 2 constant temperature warehouses) Carts: 620 units
Constant temperature warehouse for wholesale items	950	2, Warehouses for wet goods (i.e. boxes for keeping flowers upright) (it is possible to adjust the temperature up to 10 degrees Celsius.) Installed in 2004 and 2008
Wholesaler warehouse for potted plants	374	Greenhouse
Wholesaler offices, etc.	923	
Intermediate wholesaler offices and shops	1,137	15 lots
Intermediate Wholesaler Cold storage warehouse	196	12 (for cut flowers only)
Relevant materials saler shops and warehouses	461	4 lots
Tearoom	58	
Exhibition hall	307	Including display room for flowers and quality control room (50 m ²)
Founder office	288	
Parking space	21,445	1, 086 units (including commercial facilities)

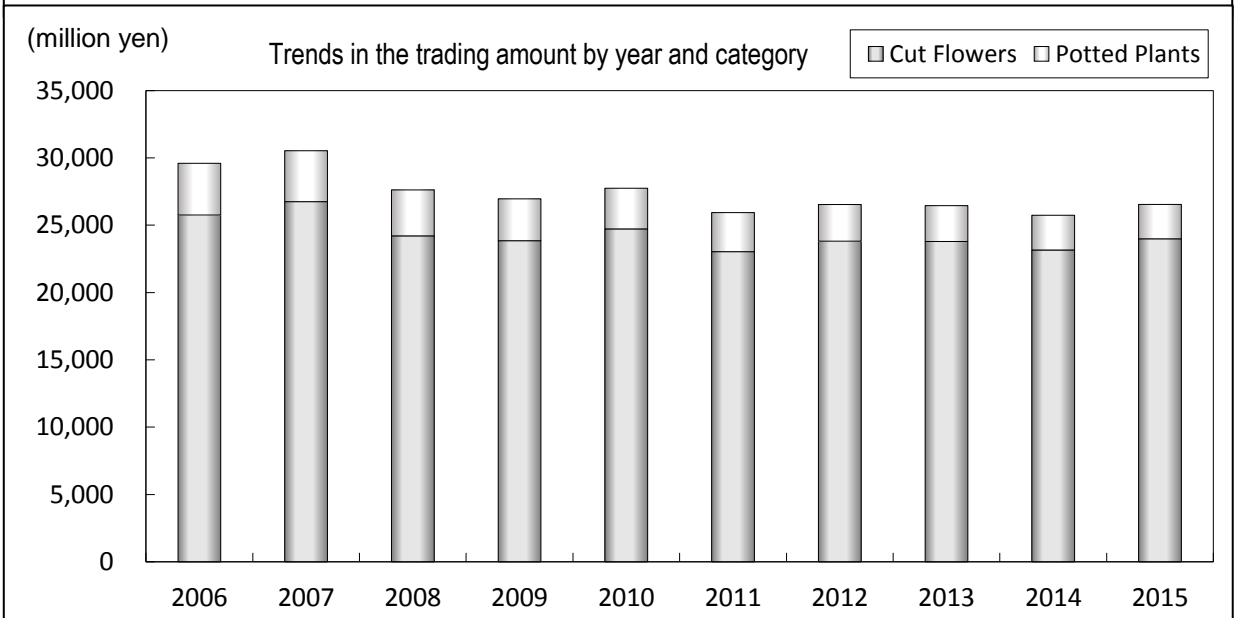
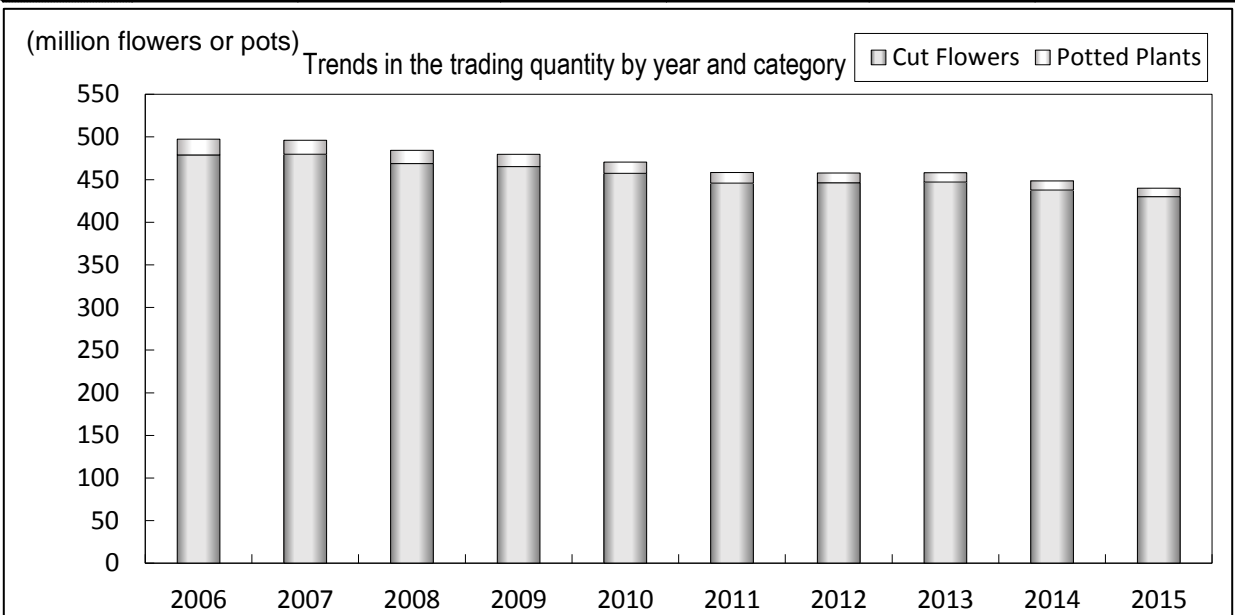
10 Trading volume by wholesaler and category (Units: flower or pot for quantity, thousand yen for amount)

2015	Naniwa Flower Auction Co., Ltd.		JFTSURUMIKAKI FLORICULTURE AUCTION CO., LTD.		Total	
	Quantity	Amount	Quantity	Amount	Quantity	Amount
Market open days: 261 days						
Cut flowers	303,045,921	17,115,436,335	126,988,082	6,875,397,032	430,034,003	23,990,833,367
Potted plants	25,997	14,124,910	9,872,631	2,537,729,686	9,898,628	2,551,854,596
Total	303,071,918	17,129,561,245	136,860,713	9,413,126,718	439,932,631	26,542,687,963

11. Trends in the trading volume in the past ten years by year and category

(Units: flower or pot for quantity, yen for amount)

Year	Cut Flowers		Potted Plants		Total	
	Quantity	Amount	Quantity	Amount	Quantity	Amount
2006	478,962,882	25,758,328,799	18,490,832	3,839,241,458	497,453,714	29,597,570,257
2007	479,765,219	26,749,334,415	16,384,683	3,779,739,016	496,149,902	30,529,073,431
2008	468,812,549	24,208,680,286	15,513,459	3,411,191,816	484,326,008	27,619,872,102
2009	465,300,166	23,851,082,434	14,385,076	3,106,007,271	479,685,242	26,957,089,705
2010	457,379,698	24,726,361,728	13,187,019	3,019,711,250	470,566,717	27,746,072,978
2011	445,890,751	23,036,193,563	12,434,182	2,899,299,212	458,324,933	25,935,492,775
2012	446,324,311	23,814,706,225	11,416,117	2,721,202,832	457,740,428	26,535,909,057
2013	447,132,228	23,791,058,255	10,908,656	2,661,238,115	458,040,884	26,452,296,370
2014	437,739,386	23,158,226,919	10,699,149	2,580,122,074	448,438,535	25,738,348,993
2015	430,034,003	23,990,833,367	9,898,628	2,551,854,596	439,932,631	26,542,687,963

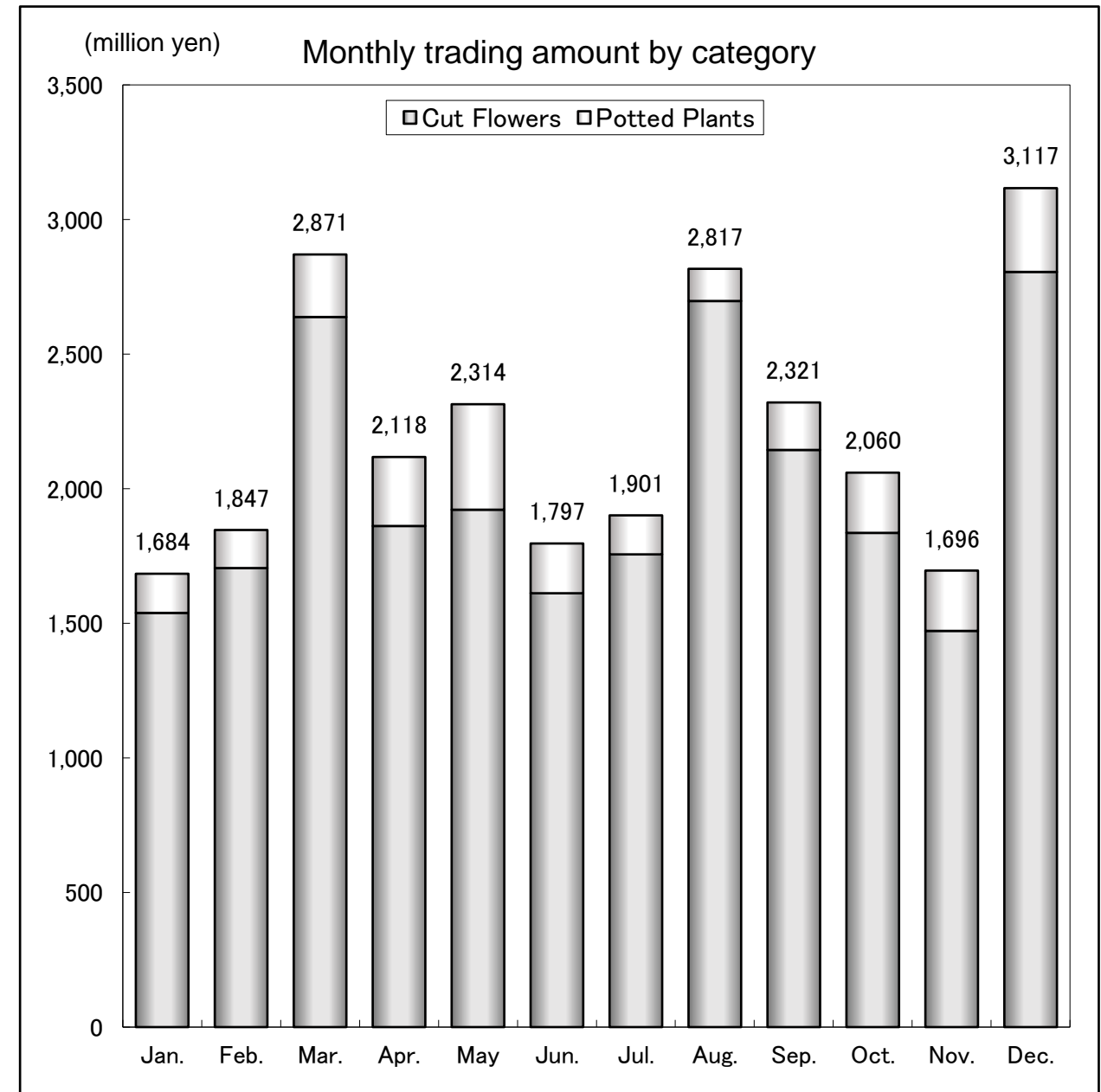
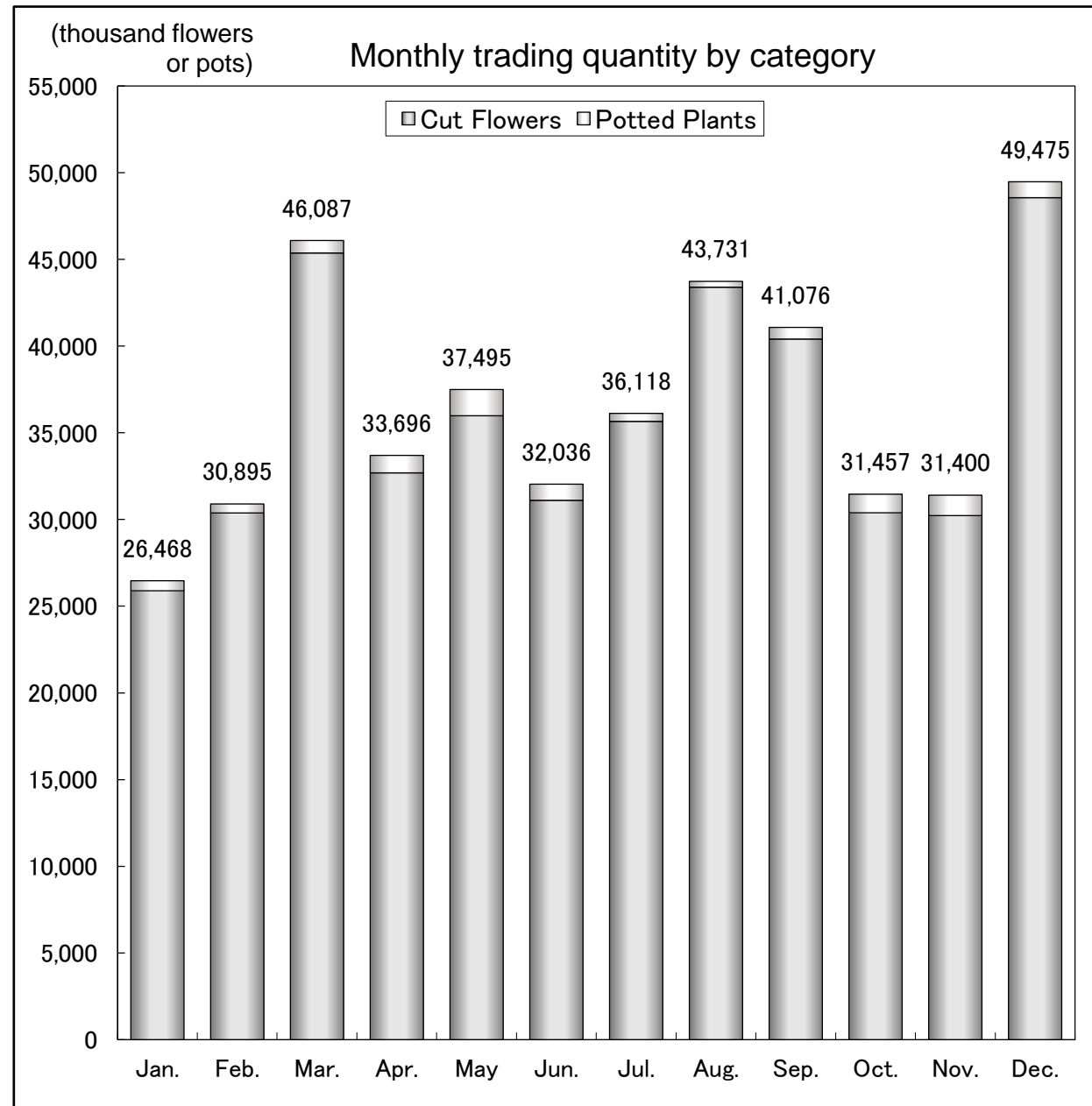


Reference data

1. Monthly trading volume by category

(Units: flower or pot for quantity, yen for amount)

Month	Description	Jan.	Feb.	Mar.	Apr.	May	Jun.	Jul.	Aug.	Sep.	Oct.	Nov.	Dec.	Total
Cut Flowers	Quantity	25,889,513	30,375,531	45,367,839	32,688,680	35,981,954	31,103,973	35,657,936	43,395,767	40,405,185	30,386,509	30,223,832	48,557,284	430,034,003
	Amount	1,538,929,648	1,705,404,972	2,638,339,887	1,861,761,964	1,922,292,466	1,611,848,824	1,756,254,107	2,697,694,809	2,144,289,971	1,836,186,870	1,472,032,917	2,805,796,932	23,990,833,367
	Unit Price	59	56	58	57	53	52	49	62	53	60	49	58	56
Potted Plants	Quantity	578,336	519,817	718,791	1,007,193	1,512,904	931,726	460,137	334,920	671,253	1,070,159	1,175,953	917,439	9,898,628
	Amount	145,433,736	141,436,359	232,202,546	256,302,326	391,837,126	184,834,107	144,968,002	119,511,184	176,367,067	223,713,978	224,043,563	311,204,602	2,551,854,596
	Unit Price	251	272	323	254	259	198	315	357	263	209	191	339	258
Total	Quantity	26,467,849	30,895,348	46,086,630	33,695,873	37,494,858	32,035,699	36,118,073	43,730,687	41,076,438	31,456,668	31,399,785	49,474,723	439,932,631
	Amount	1,684,363,384	1,846,841,331	2,870,542,433	2,118,064,290	2,314,129,592	1,796,682,931	1,901,222,109	2,817,205,993	2,320,657,038	2,059,900,848	1,696,076,480	3,117,001,534	26,542,687,963



3. Monthly trading volume by item (1) Cut flower

(Units: flower for quantity, yen for amount)

Month Item (scientific name)	Description	Jan.	Feb.	Mar.	Apr.	May	Jun.	Jul.	Aug.	Sep.	Oct.	Nov.	Dec.	Total	Share
Chrysanthemum (Chrysanthemum grandiflorum)	Quantity	3,638,335	3,322,674	5,680,532	4,149,483	4,397,591	4,290,509	5,376,178	7,119,785	6,715,155	4,155,905	4,104,364	6,848,265	59,798,776	13.91%
	Amount	226,458,950	201,217,233	340,415,715	217,962,855	234,510,930	181,805,703	205,325,331	487,058,221	299,494,096	199,737,125	159,290,800	408,765,550	3,162,042,509	13.18%
	Unit Price	62	61	60	53	53	42	38	68	45	48	39	60	53	
Chrysanthemum Spray (Chrysanthemum grandiflorum)	Quantity	1,641,020	1,845,710	2,708,783	1,850,352	1,932,780	1,709,795	1,959,660	2,259,380	2,111,936	1,827,460	1,685,999	2,930,640	24,463,515	5.69%
	Amount	93,098,555	91,792,600	130,314,558	82,812,270	91,485,820	80,681,350	90,695,982	158,755,175	121,845,469	91,622,610	65,438,423	141,739,615	1,240,282,427	5.17%
	Unit Price	57	50	48	45	47	47	46	70	58	50	39	48	51	
Chrysanthemum Spray Small Type (Chrysanthemum grandiflorum)	Quantity	1,759,276	2,251,375	5,926,017	3,058,090	3,908,592	3,521,510	4,889,499	5,879,872	5,580,990	3,056,330	2,777,440	5,302,350	47,911,341	11.14%
	Amount	75,145,679	87,280,420	187,182,160	91,256,720	96,058,720	84,805,995	116,419,304	262,079,937	178,951,968	101,033,935	52,484,731	158,931,658	1,491,631,227	6.22%
	Unit Price	43	39	32	30	25	24	24	45	32	33	19	30	31	
Other Chrysanthemum (Chrysanthemum grandiflorum)	Quantity	218,841	182,854	231,619	208,211	230,973	242,320	276,519	332,612	367,994	308,502	293,261	736,000	3,629,706	0.84%
	Amount	16,070,400	13,569,273	18,329,086	15,877,574	16,198,057	15,182,803	16,684,905	28,533,006	27,829,019	22,921,222	19,753,998	60,247,793	271,197,136	1.13%
	Unit Price	73	74	79	76	70	63	60	86	76	74	67	82	75	
Rose (Rosa)	Quantity	1,207,303	1,357,663	2,125,053	1,680,590	2,013,934	1,794,146	1,660,053	1,304,885	1,922,314	1,999,430	1,842,203	1,624,135	20,531,709	4.77%
	Amount	94,541,895	118,398,785	176,397,520	134,563,232	130,678,583	95,011,346	84,701,608	76,603,953	127,875,971	144,337,642	138,612,928	140,780,079	1,462,503,542	6.10%
	Unit Price	78	87	83	80	65	53	51	59	67	72	75	87	71	
Spray rose (Rosa)	Quantity	300,482	338,165	517,758	593,279	706,278	679,617	615,498	453,273	416,140	503,903	499,701	400,315	6,024,409	1.40%
	Amount	29,178,786	35,429,481	60,304,947	52,642,989	55,394,275	38,684,026	33,960,782	28,051,086	42,219,378	47,621,528	45,229,640	40,579,798	509,296,716	2.12%
	Unit Price	97	105	116	89	78	57	55	62	101	95	91	101	85	
Carnation (Dianthus caryophyllus)	Quantity	1,577,025	1,825,379	2,689,826	2,279,735	3,340,186	1,919,249	2,032,104	2,365,993	2,237,043	2,048,822	2,152,375	2,630,480	27,098,217	6.30%
	Amount	71,104,478	73,512,666	123,797,562	107,758,818	150,785,049	82,567,966	82,157,941	103,492,106	100,046,742	97,823,233	70,360,724	98,612,470	1,162,019,755	4.84%
	Unit Price	45	40	46	47	45	43	40	44	45	48	33	37	43	
Spray carnation (Dianthus caryophyllus)	Quantity	928,370	1,032,023	1,674,119	1,647,907	2,039,474	1,331,344	1,439,621	1,639,575	1,491,260	1,203,057	1,248,038	1,569,175	17,243,963	4.01%
	Amount	44,946,450	46,845,856	87,637,400	75,719,075	86,688,712	64,599,265	62,708,112	81,707,965	68,059,790	58,646,595	38,605,086	65,260,975	781,425,281	3.26%
	Unit Price	48	45	52	46	43	49	44	50	46	49	31	42	45	
Oriental HB lily (Lilium Hybrid)	Quantity	486,394	452,726	619,515	687,601	725,755	703,843	851,405	813,565	699,956	748,896	624,048	757,964	8,171,668	1.90%
	Amount	111,153,537	111,663,972	160,087,621	131,632,470	122,193,063	122,536,734	141,412,823	160,926,211	139,023,420	132,452,941	110,826,923	170,079,805	1,613,989,520	6.73%
	Unit Price	229	247	258	191	168	174	166	198	199	177	178	224	198	
Easter lily (Lilium logiflorum)	Quantity	107,910	101,575	163,975	110,480	127,648	142,865	159,860	282,895	175,850	101,495	102,290	273,715	1,850,558	0.43%
	Amount	10,330,990	9,920,260	17,962,505	10,955,510	10,176,570	11,963,485	12,982,600	27,546,215	17,821,980	11,242,415	9,210,435	25,366,820	175,479,785	0.73%
	Unit Price	96	98	110	99	80	84	81	97	101	111	90	93	95	
Thunbeng lily (Lilium maculatum)	Quantity	19,755	15,498	22,660	3,810	17,990	14,439	11,530	880	120	6,400	5,645	19,265	137,992	0.03%
	Amount	1,434,510	1,491,500	1,622,440	324,590	1,126,285	972,790	616,550	47,650	12,460	301,800	379,590	1,133,190	9,463,355	0.04%
	Unit Price	73	96	72	85	63	67	53	54	104	47	67	59	69	
Other lilies	Quantity	67,053	101,560	227,365	174,885	251,875	256,790	234,870	217,568	204,737	161,470	161,297	193,631	2,253,101	0.52%
	Amount	6,417,960	9,441,670	19,787,835	13,772,625	14,140,343	15,315,143	14,764,783	16,524,890	15,246,800	11,031,780	10,060,875	15,114,393	161,619,097	0.67%
	Unit Price	96	93	87	79	56	60	63	76	74	68	62	78	72	
Alstroemeria	Quantity	406,701	496,248	827,220	865,410	631,100	423,846	352,259	255,060	277,765	323,175	426,235	507,284	5,792,303	1.35%
	Amount	38,017,000	40,196,818	68,332,505	53,902,485	36,338,805	32,434,815	28,464,750	25,755,070	27,328,390	33,564,310	33,912,295	45,518,555	463,765,798	1.93%
	Unit Price	93	81	83	62	58	77	81	101	98	104	80	90	80	
Gypsophila	Quantity	478,435	496,140	655,567	730,859	736,049	426,822	325,830	270,941	296,960	286,604	529,270	632,067	5,865,544	1.36%
	Amount	27,722,098	34,171,661	55,235,254	45,532,220	46,721,019	27,846,535	26,642,735	29,175,540	32,087,170	41,116,255	23,962,838	38,173,450	428,386,775	1.79%
	Unit Price	58	69	84	62	63	65	82	108	108	143	45	60	73	
Lisianthus (Eustoma)	Quantity	530,243	506,122	554,521	542,665	593,751	794,585	806,363	823,833	824,562	676,231	719,351	722,135	8,094,362	1.88%
	Amount	77,179,772	79,216,765	98,496,508	101,921,295	105,400,932	94,844,900	101,329,792	114,755,795	111,330,710	110,108,580	99,517,409	94,868,220	1,188,970,678	4.96%
	Unit Price	146	157	178	188	178	119	126	139	135	163	138	131	147	

3. Monthly trading volume by item (1) Cut flower

(Units: flower for quantity, yen for amount)

Month Item (scientific name)	Description	Jan.	Feb.	Mar.	Apr.	May	Jun.	Jul.	Aug.	Sep.	Oct.	Nov.	Dec.	Total	Share
Statice (Limonium sinuatum)	Quantity	617,259	799,983	1,498,770	1,145,250	1,160,240	997,475	1,021,986	1,611,037	935,404	869,334	921,183	1,082,643	12,660,564	2.94%
	Amount	36,769,628	42,912,599	80,338,484	31,780,977	37,148,465	51,107,339	47,993,937	82,887,894	50,131,185	45,441,752	19,273,484	52,019,350	577,805,094	2.41%
	Unit Price	60	54	54	28	32	51	47	51	54	52	21	48	46	
Gentian	Quantity	0	100	2,120	840	4,260	205,700	2,052,890	3,517,056	3,522,450	854,690	60,730	0	10,220,836	2.38%
	Amount	0	26,000	209,350	73,150	438,600	12,217,210	65,524,407	177,962,440	129,337,357	36,399,375	2,385,955	0	424,573,844	1.77%
	Unit Price	0	260	99	87	103	59	32	51	37	43	39	0	42	
Stock (Malcolmia maritima)	Quantity	544,456	613,161	879,394	366,635	171,710	45,130	650	0	3,990	325,310	853,700	869,620	4,673,756	1.09%
	Amount	40,992,336	42,783,673	58,025,684	23,505,310	8,891,930	2,495,130	51,500	0	212,530	22,541,400	35,588,840	47,711,072	282,799,405	1.18%
	Unit Price	75	70	66	64	52	55	79	0	53	69	42	55	61	
Gerbera	Quantity	995,878	1,229,529	1,766,141	1,630,249	1,361,872	964,151	808,337	841,014	900,386	1,027,317	1,376,909	979,580	13,881,363	3.23%
	Amount	31,602,854	39,035,856	84,882,490	49,028,742	45,060,140	21,505,018	20,490,186	18,035,871	29,676,518	41,572,975	32,915,905	36,987,290	450,793,845	1.88%
	Unit Price	32	32	48	30	33	22	25	21	33	40	24	38	32	
Peony (Paeonia lactiflora)	Quantity	265	258	16,290	290,790	887,299	434,126	8,650	0	30	85	1,765	4,295	1,643,853	0.38%
	Amount	24,460	67,380	1,923,510	27,793,450	52,154,263	24,382,875	709,400	0	4,210	29,400	333,680	539,160	107,961,788	0.45%
	Unit Price	92	261	118	96	59	56	82	0	140	346	189	126	66	
Calla lily (Zantedeschia aethiopica)	Quantity	62,871	110,512	155,569	169,722	113,618	72,890	73,246	58,012	65,414	49,514	51,551	51,952	1,034,871	0.24%
	Amount	5,292,771	7,807,630	11,074,270	11,665,389	7,633,868	6,585,444	6,054,810	5,162,947	6,327,868	6,200,580	6,131,320	4,661,605	84,598,502	0.35%
	Unit Price	84	71	71	69	67	90	83	89	97	125	119	90	82	
Marguerite (Argyranthemum frutescens)	Quantity	100,070	103,590	198,350	143,665	21,400	7,180	250	0	0	12,200	104,930	110,715	802,350	0.19%
	Amount	4,444,000	4,706,780	8,630,060	4,194,425	623,930	194,550	10,750	0	0	643,350	3,238,530	3,939,600	30,625,975	0.13%
	Unit Price	44	45	44	29	29	27	43	0	0	53	31	36	38	
Sweet pea (Lathyrus odoratus)	Quantity	1,622,617	2,022,033	2,490,222	463,815	72,260	9,525	1,615	760	1,130	42,675	351,764	769,953	7,848,369	1.83%
	Amount	49,430,837	63,418,660	85,190,184	12,480,025	2,955,253	766,670	257,240	109,560	236,300	740,440	5,189,974	21,726,860	242,502,003	1.01%
	Unit Price	30	31	34	27	41	80	159	144	209	17	15	28	31	
Aster	Quantity	39,520	33,250	76,129	87,848	130,416	125,137	212,415	352,740	135,549	95,205	74,475	48,310	1,410,994	0.33%
	Amount	2,453,800	2,036,550	5,185,320	5,521,353	7,423,945	7,138,455	10,462,620	20,612,960	9,139,403	6,508,655	4,565,580	3,160,555	84,209,196	0.35%
	Unit Price	62	61	68	63	57	57	49	58	67	68	61	65	60	
Snapdragon (Antirrhinum majus)	Quantity	152,165	179,213	277,439	302,318	146,650	20,750	40,150	23,710	40,315	162,250	158,415	140,310	1,643,685	0.38%
	Amount	9,241,845	10,607,225	16,479,890	14,204,620	6,200,500	1,310,410	1,793,740	1,346,982	1,768,305	8,587,680	5,549,329	6,799,454	83,889,980	0.35%
	Unit Price	61	59	59	47	42	63	45	57	44	53	35	48	51	
Dahlia	Quantity	73,737	98,983	122,141	135,359	120,372	109,823	121,108	68,224	155,062	201,636	161,911	93,390	1,461,746	0.34%
	Amount	10,786,338	13,120,069	17,766,083	16,741,479	11,982,980	9,442,380	9,998,143	7,024,585	18,101,657	23,231,660	20,024,936	13,895,525	172,115,835	0.72%
	Unit Price	146	133	145	124	100	86	83	103	117	115	124	149	118	
Delphinium	Quantity	81,425	100,622	179,931	238,574	244,875	271,380	182,895	164,939	158,180	159,315	156,466	112,733	2,051,335	0.48%
	Amount	11,334,650	13,895,942	26,285,498	22,681,240	19,457,786	23,524,890	21,707,220	21,627,240	19,358,665	21,759,160	17,638,950	13,919,995	233,191,236	0.97%
	Unit Price	139	138	146	95	79	87	119	131	122	137	113	123	114	
Cosmos	Quantity	11,735	15,930	18,510	11,645	5,340	4,200	5,090	20,020	145,100	169,070	38,760	14,850	460,250	0.11%
	Amount	361,255	536,073	350,378	167,710	98,532	120,450	184,020	712,770	5,032,185	5,652,870	1,212,252	424,350	14,852,845	0.06%
	Unit Price	31	34	19	14	18	29	36	36	35	33	31	29	32	
Celosia (Celosia argentea)	Quantity	5,580	0	0	210	26,290	334,012	527,153	1,711,472	1,049,690	325,514	71,540	25,330	4,076,791	0.95%
	Amount	186,900	0	0	9,330	1,456,625	12,811,146	18,333,390	60,299,993	40,305,268	14,525,180	2,831,149	799,515	151,558,496	0.63%
	Unit Price	33	0	0	44	55	38	35	35	38	45	40	32	37	
Gloriosa	Quantity	33,437	36,983	61,428	62,900	69,890	61,265	59,012	47,086	43,047	56,167	62,024	65,074	658,313	0.15%
	Amount	6,660,513	7,412,140	12,671,500	11,335,780	9,645,150	8,261,636	7,723,050	6,892,395	7,454,040	9,522,006	8,849,360	11,717,508	108,145,078	0.45%
	Unit Price	199	200	206	180	138	135	131	146	173	170	143	180	164	

3. Monthly trading volume by item (1) Cut flower

(Units: flower for quantity, yen for amount)

Item (scientific name)	Month Description	Jan.	Feb.	Mar.	Apr.	May	Jun.	Jul.	Aug.	Sep.	Oct.	Nov.	Dec.	Total	Share
Solidaster luteus	Quantity	235,095	183,610	229,060	250,970	343,680	415,220	294,595	504,950	427,330	295,980	278,490	286,750	3,745,730	0.87%
	Amount	8,761,500	7,971,970	11,409,610	9,357,080	9,218,670	9,449,485	8,857,090	18,059,255	13,024,245	11,837,210	6,101,774	10,025,980	124,073,869	0.52%
	Unit Price	37	43	50	37	27	23	30	36	30	40	22	35	33	
Lace flower (Ammi majus)	Quantity	67,140	79,038	121,910	101,483	75,475	38,174	24,490	11,910	17,908	23,217	73,765	72,024	706,534	0.16%
	Amount	2,675,450	3,382,145	5,663,840	4,260,490	3,873,928	2,320,745	1,602,350	733,325	1,359,650	1,671,240	2,555,438	2,160,025	32,258,626	0.13%
	Unit Price	40	43	46	42	51	61	65	62	76	72	35	30	46	
Tulip (Tulipa)	Quantity	699,704	834,420	1,185,665	89,920	100	0	0	0	0	16,850	75,990	464,110	3,366,759	0.78%
	Amount	30,030,960	46,375,465	64,739,601	5,208,700	11,000	0	0	0	0	1,494,750	4,954,745	25,191,305	178,006,526	0.74%
	Unit Price	43	56	55	58	110	0	0	0	0	89	65	54	53	
Freesia	Quantity	312,180	358,075	483,863	154,275	10,180	0	0	0	100	400	54,945	294,500	1,668,518	0.39%
	Amount	11,623,915	11,934,910	17,471,738	5,412,935	250,240	0	0	0	205	26,000	1,636,190	12,016,750	60,372,883	0.25%
	Unit Price	37	33	36	35	25	0	0	0	2	65	30	41	36	
Iris	Quantity	107,375	159,210	184,280	26,915	4,965	0	0	0	0	10,770	99,660	283,960	877,135	0.20%
	Amount	4,691,300	7,112,490	8,249,925	1,040,755	165,450	0	0	0	0	637,020	3,501,035	12,396,700	37,794,675	0.16%
	Unit Price	44	45	45	39	33	0	0	0	0	59	35	44	43	
Narcissus	Quantity	89,721	43,762	48,280	2,350	0	1	0	0	0	6,554	94,466	215,918	501,052	0.12%
	Amount	4,222,282	1,667,330	1,084,838	23,000	0	30,000	0	0	0	457,932	3,302,290	9,297,433	20,085,105	0.08%
	Unit Price	47	38	22	10	0	30,000	0	0	0	70	35	43	40	
Gladiolus	Quantity	133,220	159,450	232,480	171,675	212,352	309,402	316,216	349,610	239,610	230,910	253,726	202,760	2,811,411	0.65%
	Amount	10,755,980	11,294,960	14,713,885	12,253,175	12,286,960	15,801,052	17,681,710	23,635,920	18,406,320	16,649,610	13,558,130	13,145,130	180,182,832	0.75%
	Unit Price	81	71	63	71	58	51	56	68	77	72	53	65	64	
Iris domestica	Quantity	0	0	0	0	0	10,670	43,145	6,330	7,055	2,460	1,500	400	71,560	0.02%
	Amount	0	0	0	0	0	1,046,160	4,213,916	575,170	434,600	106,180	106,700	32,600	6,515,326	0.03%
	Unit Price	0	0	0	0	0	98	98	91	62	43	71	82	91	
Sunflower (Helianthus annuus)	Quantity	13,830	25,478	58,781	241,223	536,328	815,081	907,912	709,428	381,884	102,750	52,580	18,420	3,863,695	0.90%
	Amount	567,810	1,045,550	2,837,420	10,900,580	24,105,668	40,385,905	47,770,998	37,824,527	15,148,651	4,027,145	1,192,725	684,490	186,491,469	0.78%
	Unit Price	41	41	48	45	45	50	53	53	40	39	23	37	48	
Calamus (Acorus calamus)	Quantity	0	0	2,280	264,260	320,244	9,540	0	0	0	0	0	0	596,324	0.14%
	Amount	0	0	137,000	12,706,230	16,446,900	268,785	0	0	0	0	0	0	29,558,915	0.12%
	Unit Price	0	0	60	48	51	28	0	0	0	0	0	0	50	
Other cut flowers	Quantity	2,073,862	3,309,965	3,483,101	2,139,160	2,548,257	2,398,721	1,924,609	2,032,335	2,323,537	1,640,391	1,537,833	3,339,858	28,751,629	6.69%
	Amount	86,658,177	125,766,341	159,140,460	117,476,218	130,879,614	124,024,353	112,597,500	118,827,161	125,906,078	111,714,860	88,497,377	165,523,132	1,467,011,271	6.11%
	Unit Price	42	38	46	55	51	52	59	58	54	68	58	50	51	
Cymbidium	Quantity	69,849	69,119	86,235	63,900	43,420	30,878	33,840	49,785	37,566	40,922	59,853	165,735	751,102	0.17%
	Amount	19,263,358	20,317,049	24,337,629	18,329,211	17,595,296	19,826,440	18,890,930	24,102,369	18,157,997	21,318,873	20,963,767	63,815,931	286,918,850	1.20%
	Unit Price	276	294	282	287	405	642	558	484	483	521	350	385	382	
Dendrobium phalaenopsis	Quantity	796,857	874,664	1,114,975	705,817	642,310	464,755	672,226	1,177,581	1,203,760	1,078,985	900,350	1,243,585	10,875,865	2.53%
	Amount	22,994,558	21,605,430	36,051,910	26,341,925	32,072,040	26,608,570	26,644,181	41,446,816	35,247,502	28,171,305	20,981,541	34,454,473	352,620,251	1.47%
	Unit Price	29	25	32	37	50	57	40	35	29	26	23	28	32	
Phalaenopsis aphrodite	Quantity	41,420	40,784	47,540	47,934	45,810	42,230	38,212	36,583	35,779	42,442	40,862	50,744	510,340	0.12%
	Amount	24,801,055	22,792,911	23,887,585	20,695,587	19,795,965	20,341,215	26,400,900	24,463,590	23,853,895	27,574,414	20,692,665	24,764,016	280,063,798	1.17%
	Unit Price	599	559	502	432	432	482	691	669	667	650	506	488	549	
Oncidium	Quantity	190,990	160,612	230,965	204,808	232,307	186,900	186,695	212,622	295,605	301,969	305,547	362,680	2,871,700	0.67%
	Amount	22,733,230	19,793,690	29,401,767	26,378,070	20,507,276	15,735,872	22,467,060	26,220,010	21,290,838	20,680,887	15,918,589	24,107,555	265,234,844	1.11%
	Unit Price	119	123	127	129	88	84	120	123	72	68	52	66	92	

3. Monthly trading volume by item (1) Cut flower

(Units: flower for quantity, yen for amount)

Item (scientific name)	Month Description	Jan.	Feb.	Mar.	Apr.	May	Jun.	Jul.	Aug.	Sep.	Oct.	Nov.	Dec.	Total	Share
Other orchid	Quantity	67,067	57,265	76,957	83,743	81,221	90,362	96,050	70,109	93,360	78,101	83,807	86,992	965,034	0.22%
	Amount	6,812,419	6,280,553	7,699,997	8,092,348	8,032,535	8,898,595	10,166,224	8,053,645	9,105,560	8,836,813	8,346,114	8,628,313	98,953,116	0.41%
	Unit Price	102	110	100	97	99	98	106	115	98	113	100	99	103	
Wildflower (※)	Quantity	21,806	39,386	42,619	57,288	82,834	62,315	74,602	97,897	158,488	234,662	213,405	143,369	1,228,671	0.29%
	Amount	1,463,810	3,310,997	3,872,461	5,056,655	6,632,469	6,326,736	7,595,804	9,593,330	14,101,844	18,980,829	15,080,701	10,998,995	103,014,631	0.43%
	Unit Price	67	84	91	88	80	102	102	98	89	81	71	77	84	
Lotus (Nelumbo nucifera)	Quantity	0	0	0	0	0	0	10,088	664,425	3,640	1,445	4,790	780	685,168	0.16%
	Amount	0	0	0	0	0	0	973,500	77,500,068	158,680	102,580	182,650	20,900	78,938,378	0.33%
	Unit Price	0	0	0	0	0	0	97	117	44	71	38	27	115	
Rohdea japonica	Quantity	150	70	0	0	0	0	0	0	6,100	13,100	21,430	215,140	255,990	0.06%
	Amount	7,000	28,000	0	0	0	0	0	0	294,000	774,400	1,344,500	18,978,115	21,426,015	0.09%
	Unit Price	47	400	0	0	0	0	0	0	48	59	63	88	84	
Traditional item	Quantity	18,258	22,269	35,364	32,696	47,050	54,706	85,988	74,268	61,866	107,674	85,761	118,763	744,663	0.17%
	Amount	2,033,425	1,837,005	3,524,645	3,219,005	4,786,740	5,429,195	8,108,333	7,634,765	6,516,934	6,759,280	6,281,180	4,960,245	61,090,752	0.25%
	Unit Price	111	82	100	98	102	99	94	103	105	63	73	42	82	
Pine (Pinus thunbergii)	Quantity	34,082	41,917	73,425	45,298	92,924	96,293	86,588	131,048	80,526	75,156	149,887	3,446,100	4,353,244	1.01%
	Amount	1,002,300	2,509,885	4,199,158	2,858,330	4,775,330	2,845,363	3,677,870	3,014,824	2,498,671	3,387,900	3,853,083	184,133,448	218,756,162	0.91%
	Unit Price	29	60	57	63	51	30	42	23	31	45	26	53	50	
Cherry, plum, peach (Prunus)	Quantity	71,986	749,703	190,007	29,475	10	0	0	0	210	7,597	18,727	1,778,585	2,846,300	0.66%
	Amount	8,863,413	40,883,325	32,896,642	8,641,200	-410	0	0	0	41,500	1,498,620	2,134,470	35,010,553	129,969,313	0.54%
	Unit Price	123	55	173	293	0	0	0	0	198	197	114	20	46	
Eurya japonica	Quantity	301,108	486,321	786,279	460,455	396,764	542,061	572,470	626,682	709,246	489,867	396,546	562,937	6,330,736	1.47%
	Amount	12,848,210	16,413,187	28,064,192	19,445,470	22,886,350	21,267,900	24,521,745	37,253,300	27,788,406	16,316,264	17,234,966	30,047,564	274,087,554	1.14%
	Unit Price	43	34	36	42	58	39	43	59	39	33	43	53	43	
Japanese star anise (Illicium anisatum)	Quantity	18,458	21,376	63,939	32,431	48,420	50,783	52,351	96,573	82,123	35,085	39,111	75,077	615,727	0.14%
	Amount	4,216,200	4,685,514	13,293,865	6,432,553	11,017,330	11,052,044	10,949,565	20,690,866	16,349,619	7,555,202	8,261,962	15,814,835	130,319,555	0.54%
	Unit Price	228	219	208	198	228	218	209	214	199	215	211	211	212	
Japanese Umbrella pine (Sciadopitys verticillata)	Quantity	23,985	28,127	59,869	35,485	53,831	75,367	295,384	391,763	126,110	61,404	43,004	51,384	1,245,713	0.29%
	Amount	2,702,762	2,891,743	5,780,042	4,269,520	6,307,846	9,128,958	24,382,943	34,525,882	12,039,245	6,040,091	4,033,637	4,705,927	116,808,596	0.49%
	Unit Price	113	103	97	120	117	121	83	88	95	98	94	92	94	
Spirea (Spirea Cantoniensis)	Quantity	79,890	118,085	194,180	102,004	6,550	20	0	0	100	390	0	0	501,219	0.12%
	Amount	10,002,410	11,050,175	16,812,405	7,263,808	487,660	3,840	0	0	7,280	29,360	0	0	45,656,938	0.19%
	Unit Price	125	94	87	71	74	192	0	0	73	75	0	0	91	
Sarcandra glabra	Quantity	565	0	0	0	0	0	0	0	0	0	325	1,031,418	1,032,308	0.24%
	Amount	54,825	0	0	0	0	0	0	0	0	0	77,090	162,676,102	162,808,017	0.68%
	Unit Price	97	0	0	0	0	0	0	0	0	0	237	158	158	
Other branches	Quantity	873,500	875,378	1,221,104	888,996	1,073,590	1,117,748	1,491,897	1,578,557	1,283,426	1,466,899	1,532,616	1,432,129	14,835,840	3.45%
	Amount	56,142,711	56,008,199	73,904,807	70,859,591	80,087,837	77,649,382	89,208,931	119,466,101	95,786,410	110,514,150	100,997,552	134,666,881	1,065,292,552	4.44%
	Unit Price	64	64	61	80	75	69	60	76	75	75	66	94	72	
Leather fan (Rumohra adiantiformis)	Quantity	612,325	598,555	766,855	746,241	697,885	582,490	571,259	623,337	650,520	643,155	565,399	665,590	7,723,611	1.80%
	Amount	12,173,695	12,677,580	19,523,565	16,634,590	13,525,455	10,550,278	8,955,888	12,120,300	10,746,533	10,354,987	10,841,501	13,308,117	151,412,489	0.63%
	Unit Price	20	21	25	22	19	18	16	19	17	16	19	20	20	
Polygonatum falcatum	Quantity	2,135	18,740	72,960	144,790	169,104	121,915	93,190	57,620	72,260	38,860	1,840	4,875	798,289	0.19%
	Amount	67,795	1,026,400	3,592,195	5,416,390	3,892,675	3,438,310	2,793,920	2,188,520	2,447,890	1,362,450	86,100	121,147	26,433,792	0.11%
	Unit Price	32	55	49	37	23	28	30	38	34	35	47	25	33	

※ Leucospermum cordifolium / Leucadendron / Banksia / Chamelausium / Serruria florida / Anigozanthos / Actinotus helianthi / Protea madiensis / etc.

3. Monthly trading volume by item (1) Cut flower

(Units: flower for quantity, yen for amount)

Item (scientific name)	Month Description	Jan.	Feb.	Mar.	Apr.	May	Jun.	Jul.	Aug.	Sep.	Oct.	Nov.	Dec.	Total	Share
		Dypsis lutescens	Quantity	88,090	79,993	106,830	91,360	99,783	111,073	116,555	108,331	105,796	106,995	100,299	92,950
	Amount	3,577,371	3,246,705	5,667,050	4,696,000	3,756,840	3,632,635	3,589,084	3,801,155	2,696,298	3,048,535	2,609,380	2,522,202	42,843,255	0.18%
	Unit Price	41	41	53	51	38	33	31	35	25	28	26	27	35	
Other leaves	Quantity	1,136,707	1,270,300	1,801,072	1,840,551	1,926,092	1,562,844	1,562,878	1,347,836	1,522,751	1,473,557	1,519,678	2,333,575	19,297,841	4.49%
	Amount	34,798,480	38,979,926	65,465,338	60,674,840	59,825,672	44,670,547	44,041,254	42,275,453	44,622,266	47,339,529	43,329,126	58,113,858	584,136,289	2.43%
	Unit Price	31	31	36	33	31	29	28	31	29	32	29	25	30	
Total	Quantity	25,889,513	30,375,531	45,367,839	32,688,680	35,981,954	31,103,973	35,657,936	43,395,767	40,405,185	30,386,509	30,223,832	48,557,284	430,034,003	100.00%
	Amount	1,538,929,648	1,705,404,972	2,638,339,887	1,861,761,964	1,922,292,466	1,611,848,824	1,756,254,107	2,697,694,809	2,144,289,971	1,836,186,870	1,472,032,917	2,805,796,932	23,990,833,367	100.00%
	Unit Price	59	56	58	57	53	52	49	62	53	60	49	58	56	

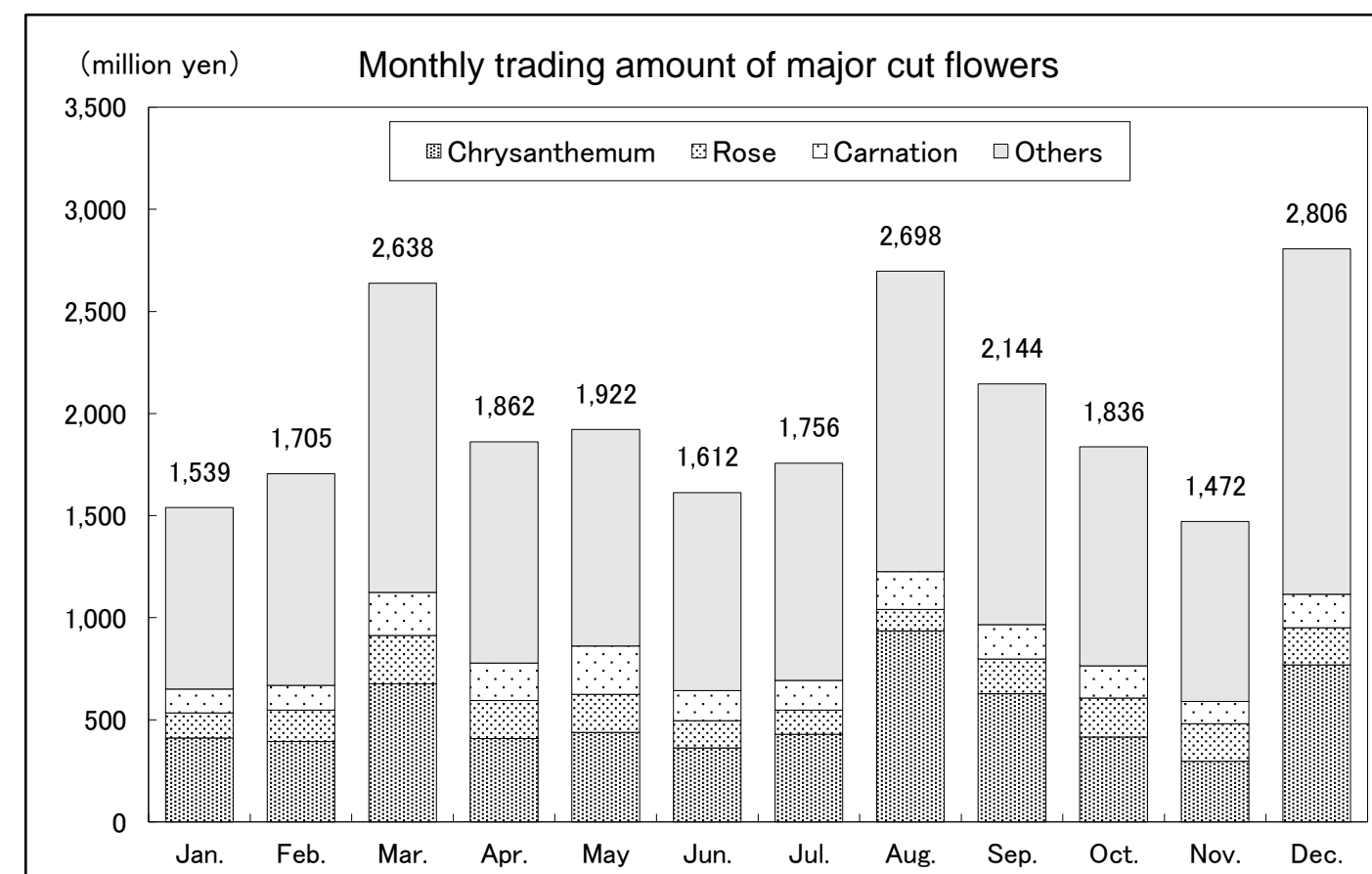
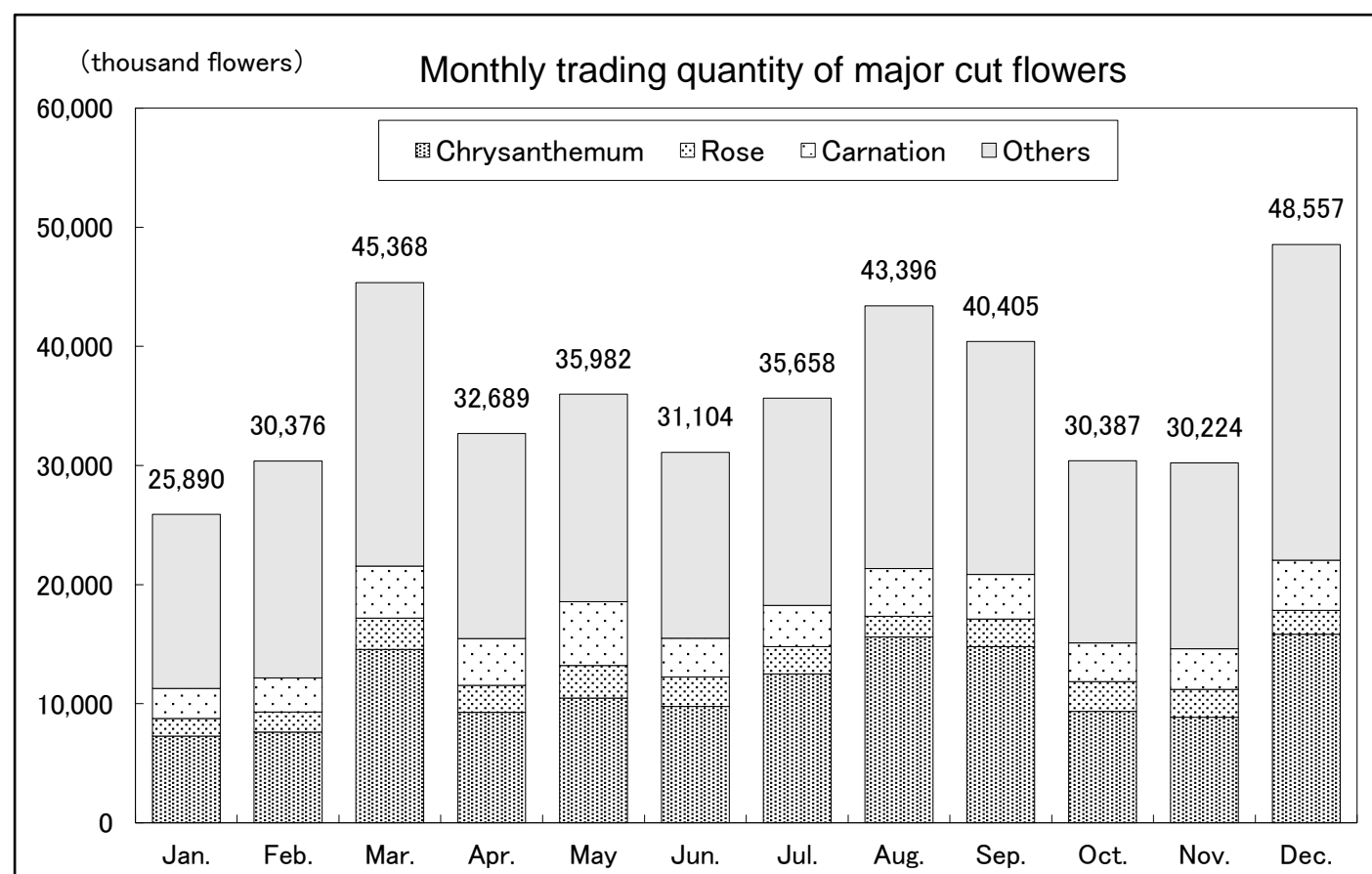
As for the shares, these figures have been rounded off to the second decimal and may not add up to 100.

Monthly trading volume of major cut flowers

(Units: flower for quantity, yen for amount)

Item	Month Description	Jan.	Feb.	Mar.	Apr.	May	Jun.	Jul.	Aug.	Sep.	Oct.	Nov.	Dec.	Total	Share
		Chrysanthemum	Quantity	7,257,472	7,602,613	14,546,951	9,266,136	10,469,936	9,764,134	12,501,856	15,591,649	14,776,075	9,348,197	8,861,064	15,817,255
	Amount	410,773,584	393,859,526	676,241,519	407,909,419	438,253,527	362,475,851	429,125,522	936,426,339	628,120,552	415,314,892	296,967,952	769,684,616	6,165,153,299	25.70%
Rose	Quantity	1,507,785	1,695,828	2,642,811	2,273,869	2,720,212	2,473,763	2,275,551	1,758,158	2,338,454	2,503,333	2,341,904	2,024,450	26,556,118	6.18%
	Amount	123,720,681	153,828,266	236,702,467	187,206,221	186,072,858	133,695,372	118,662,390	104,655,039	170,095,349	191,959,170	183,842,568	181,359,877	1,971,800,258	8.22%
Carnation	Quantity	2,505,395	2,857,402	4,363,945	3,927,642	5,379,660	3,250,593	3,471,725	4,005,568	3,728,303	3,251,879	3,400,413	4,199,655	44,342,180	10.31%
	Amount	116,050,928	120,358,522	211,434,962	183,477,893	237,473,761	147,167,231	144,866,053	185,200,071	168,106,532	156,469,828	108,965,810	163,873,445	1,943,445,036	8.10%
Others	Quantity	14,618,861	18,219,688	23,814,132	17,221,033	17,412,146	15,615,483	17,408,804	22,040,392	19,562,353	15,283,100	15,620,451	26,515,924	223,332,367	51.93%
	Amount	888,384,455	1,037,358,658	1,513,960,939	1,083,168,431	1,060,492,320	968,510,370	1,063,600,142	1,471,413,360	1,177,967,538	1,072,442,980	882,256,587	1,690,878,994	13,910,434,774	57.98%

As for the shares, these figures have been rounded off to the second decimal and may not add up to 100.



3. Monthly trading volume by item (2) Potted Plants

(Units: pot for quantity, yen for amount)

Item \ month	Description	Jan.	Feb.	Mar.	Apr.	May	Jun.	Jul.	Aug.	Sep.	Oct.	Nov.	Dec.	Total	Share
Other Potted orchids	Quantity	514	2,629	3,150	3,382	3,314	3,621	3,886	4,584	3,302	6,952	8,328	7,520	51,182	0.52%
	Amount	328,140	2,081,752	2,262,901	2,796,074	3,819,120	4,533,222	5,689,434	3,561,040	2,351,740	4,793,306	5,851,771	5,426,404	43,494,904	1.70%
	Unit Price	638	792	718	827	1,152	1,252	1,464	777	712	689	703	722	850	
Cattleya	Quantity	294	245	116	289	107	95	136	109	53	111	187	347	2,089	0.02%
	Amount	178,702	234,499	131,594	401,862	182,920	191,000	140,070	87,464	86,805	218,400	239,266	356,417	2,448,999	0.10%
	Unit Price	608	957	1,134	1,391	1,710	2,011	1,030	802	1,638	1,968	1,279	1,027	1,172	
Phalaenopsis aphrodite	Quantity	10,138	9,112	14,986	14,278	17,528	13,196	11,486	11,350	14,737	14,178	12,002	11,977	154,968	1.57%
	Amount	52,601,528	55,248,595	100,506,500	87,658,310	83,984,867	64,160,533	64,699,270	64,941,129	75,600,533	84,258,530	66,429,080	63,756,162	863,845,037	33.85%
	Unit Price	5,189	6,063	6,707	6,139	4,791	4,862	5,633	5,722	5,130	5,943	5,535	5,323	5,574	
Cymbidium	Quantity	4,336	2,233	1,646	392	2	0	0	0	43	2,196	7,967	21,557	40,372	0.41%
	Amount	14,069,405	6,582,800	5,204,830	549,860	7,000	0	0	0	86,300	6,299,140	23,624,830	71,214,585	127,638,750	5.00%
	Unit Price	3,245	2,948	3,162	1,403	3,500	0	0	0	2,007	2,868	2,965	3,304	3,162	
Dendrobium	Quantity	3,984	5,513	7,239	2,047	1,254	0	0	0	36	0	1,407	3,833	25,313	0.26%
	Amount	4,301,458	6,112,382	8,738,597	3,042,599	1,311,690	0	0	0	27,000	0	1,129,150	3,562,816	28,225,692	1.11%
	Unit Price	1,080	1,109	1,207	1,486	1,046	0	0	0	750	0	803	930	1,115	
Oncidium	Quantity	214	120	248	430	163	186	97	103	391	626	692	887	4,157	0.04%
	Amount	318,140	151,740	369,605	443,320	177,260	228,090	130,980	80,730	354,684	523,080	580,728	795,168	4,153,525	0.16%
	Unit Price	1,487	1,265	1,490	1,031	1,087	1,226	1,350	784	907	836	839	896	999	
Miltonia	Quantity	0	0	0	224	227	0	0	62	38	30	0	0	581	0.01%
	Amount	0	0	0	249,600	227,040	0	0	41,860	13,000	11,000	0	0	542,500	0.02%
	Unit Price	0	0	0	1,114	1,000	0	0	675	342	367	0	0	934	
Formidable	Quantity	0	0	10	707	2,910	232	17	15	0	0	0	0	3,891	0.04%
	Amount	0	0	21,360	1,848,080	4,057,755	383,440	30,600	24,400	0	0	0	0	6,365,635	0.25%
	Unit Price	0	0	2,136	2,614	1,394	1,653	1,800	1,627	0	0	0	0	1,636	
Vanda	Quantity	16	7	17	36	29	32	16	22	16	30	73	42	336	0.00%
	Amount	54,610	22,860	33,640	93,590	72,840	61,340	44,440	50,300	51,100	104,300	225,360	63,900	878,280	0.03%
	Unit Price	3,413	3,266	1,979	2,600	2,512	1,917	2,778	2,286	3,194	3,477	3,087	1,521	2,614	
Dendrobium phalaenopsis	Quantity	18	44	31	93	129	229	926	1,944	1,695	972	178	15	6,274	0.06%
	Amount	3,600	38,820	16,120	116,080	89,400	43,715	759,013	529,022	872,645	214,599	127,805	9,440	2,820,259	0.11%
	Unit Price	200	882	520	1,248	693	191	820	272	515	221	718	629	450	
Odontoglossum	Quantity	63	108	30	66	2	0	0	2	1	0	14	54	340	0.00%
	Amount	138,360	182,680	69,060	32,520	3,900	0	0	7,200	8,000	0	46,240	86,660	574,620	0.02%
	Unit Price	2,196	1,691	2,302	493	1,950	0	0	3,600	8,000	0	3,303	1,605	1,690	
Foliage	Quantity	38,901	37,717	59,004	86,399	106,540	104,524	87,605	62,237	81,076	74,271	52,058	28,945	819,277	8.28%
	Amount	14,374,973	16,737,367	27,539,380	40,295,781	41,700,947	44,582,851	41,549,453	25,919,998	29,149,008	25,858,098	17,616,313	10,000,186	335,324,355	13.14%
	Unit Price	370	444	467	466	391	427	474	416	360	348	338	345	409	
Reed rhaps (bamboo)	Quantity	181	159	136	100	118	423	82	83	155	246	188	318	2,189	0.02%
	Amount	376,620	364,935	381,510	185,405	305,286	530,350	248,350	160,290	369,146	377,060	269,056	233,107	3,801,115	0.15%
	Unit Price	2,081	2,295	2,805	1,854	2,587	1,254	3,029	1,931	2,382	1,533	1,431	733	1,736	
Succulent plants	Quantity	20,553	20,748	25,764	25,429	26,660	26,267	20,589	18,010	32,352	38,591	27,093	14,681	296,737	3.00%
	Amount	4,067,588	4,092,520	4,977,156	4,643,078	5,685,932	4,466,912	4,426,144	3,718,047	7,839,725	9,765,536	5,575,317	2,612,448	61,870,403	2.42%
	Unit Price	198	197	193	183	213	170	215	206	242	253	206	178	209	
Plants with fruit	Quantity	746	638	1,292	2,330	3,713	3,778	2,067	1,633	5,335	6,373	4,190	5,200	37,295	0.38%
	Amount	247,285	185,323	519,354	854,702	2,009,738	1,737,127	1,226,940	588,071	2,354,687	2,409,853	1,809,009	2,361,137	16,303,226	0.64%
	Unit Price	331	290	402	367	541	460	594	360	441	378	432	454	437	
Japanese style plants, Bonsai	Quantity	4,177	5,568	6,132	9,592	13,956	10,192	5,059	3,369	6,111	6,928	7,826	24,380	103,290	1.04%
	Amount	1,331,265	1,962,270	1,526,087	2,221,390	1,658,466	1,454,963	929,405	494,288	1,246,503	984,965	1,749,386	19,902,356	35,461,344	1.39%
	Unit Price	319	352	249	232	119	143	184	147	204	142	224	816	343	

3. Monthly trading volume by item (2) Potted Plants

(Units: pot for quantity, yen for amount)

Item \ month	Description	Jan.	Feb.	Mar.	Apr.	May	Jun.	Jul.	Aug.	Sep.	Oct.	Nov.	Dec.	Total	Share
Other flowering trees	Quantity	16,987	13,418	33,110	29,489	11,516	10,651	3,490	4,589	21,885	23,641	19,552	21,757	210,085	2.12%
	Amount	5,418,637	3,768,196	8,115,543	7,154,491	3,726,587	2,695,285	1,069,140	1,535,710	5,645,679	5,619,600	3,658,666	3,558,873	51,966,407	2.04%
	Unit Price	319	281	245	243	324	253	306	335	258	238	187	164	247	
Hydrangea	Quantity	48	1,305	7,822	30,904	71,635	19,932	1,524	210	303	162	0	0	133,845	1.35%
	Amount	45,260	1,180,646	6,808,906	24,093,418	61,772,159	9,894,076	599,682	83,430	161,730	52,540	0	0	104,691,847	4.10%
	Unit Price	943	905	870	780	862	496	393	397	534	324	0	0	782	
Rhododendron	Quantity	144	230	918	698	196	8	0	0	16	292	8	0	2,510	0.03%
	Amount	72,756	97,612	343,398	316,059	91,634	4,800	0	0	4,800	73,864	2,800	0	1,007,723	0.04%
	Unit Price	505	424	374	453	468	600	0	0	300	253	350	0	401	
Hibiscus	Quantity	0	0	17	863	7,080	18,645	10,522	1,834	22	25	0	0	39,008	0.39%
	Amount	0	0	7,610	183,766	2,733,357	6,913,306	3,397,140	348,636	8,512	9,800	0	0	13,602,127	0.53%
	Unit Price	0	0	448	213	386	371	323	190	387	392	0	0	349	
Rose	Quantity	5,146	6,638	15,478	15,709	27,808	7,071	2,943	1,563	5,900	16,544	9,969	5,955	120,724	1.22%
	Amount	852,023	1,228,613	3,382,236	4,969,821	13,362,771	940,975	418,999	207,568	1,062,585	2,846,791	1,411,677	850,452	31,534,511	1.24%
	Unit Price	166	185	219	316	481	133	142	133	180	172	142	143	261	
Other potted flowers	Quantity	52,635	74,985	117,975	128,365	242,975	79,125	44,414	39,332	91,819	61,467	51,781	70,614	1,055,487	10.66%
	Amount	13,932,386	18,426,534	30,475,004	33,566,961	97,541,010	14,571,412	9,081,968	7,252,546	20,358,544	11,760,302	8,355,962	20,633,252	285,955,881	11.21%
	Unit Price	265	246	258	261	401	184	204	184	222	191	161	292	271	
Clematis	Quantity	0	164	3,725	5,267	4,468	310	134	117	64	106	87	227	14,669	0.15%
	Amount	0	100,760	2,368,388	3,354,921	3,088,306	113,264	35,304	50,620	18,752	65,025	79,080	125,154	9,399,574	0.37%
	Unit Price	0	614	636	637	691	365	263	433	293	613	909	551	641	
Cyclamen	Quantity	23,394	2,741	17	0	0	0	0	2,055	26,118	99,550	111,276	130,554	395,705	4.00%
	Amount	4,726,698	314,911	5,265	0	0	0	0	258,600	4,012,313	18,258,855	32,973,923	63,196,581	123,747,146	4.85%
	Unit Price	202	115	310	0	0	0	0	126	154	183	296	484	313	
Other bulbous plants	Quantity	24,290	18,715	7,531	2,750	1,140	461	356	224	236	881	3,250	11,444	71,278	0.72%
	Amount	4,535,510	3,141,227	1,148,750	965,921	290,966	150,706	123,981	55,959	93,395	216,215	541,852	2,089,997	13,354,479	0.52%
	Unit Price	187	168	153	351	255	327	348	250	396	245	167	183	187	
Tulip	Quantity	13,322	11,049	3,888	0	0	0	0	0	0	0	0	550	28,809	0.29%
	Amount	4,646,995	2,968,533	727,019	0	0	0	0	0	0	0	0	197,828	8,540,375	0.33%
	Unit Price	349	269	187	0	0	0	0	0	0	0	0	360	296	
Other liliium	Quantity	546	5,326	4,445	1,625	1,938	427	156	50	240	0	0	41	14,794	0.15%
	Amount	91,380	449,823	362,434	141,442	683,122	116,624	20,016	17,560	14,496	0	0	16,000	1,912,897	0.07%
	Unit Price	167	84	82	87	352	273	128	351	60	0	0	390	129	
Chrysanthemum	Quantity	376	1,266	2,535	2,875	2,461	766	1,048	5,164	19,782	31,108	3,462	784	71,627	0.72%
	Amount	111,176	125,061	264,446	237,680	159,130	133,660	221,288	1,154,198	5,080,126	6,493,654	343,140	118,576	14,442,135	0.57%
	Unit Price	296	99	104	83	65	174	211	224	257	209	99	151	202	
Primula	Quantity	114,584	86,843	39,327	1,559	39	0	0	0	13,755	66,073	98,464	120,229	540,873	5.46%
	Amount	7,851,885	4,614,368	3,110,743	163,770	2,970	0	0	0	635,694	4,002,411	5,278,519	5,243,307	30,903,667	1.21%
	Unit Price	69	53	79	105	76	0	0	0	46	61	54	44	57	
Begonia	Quantity	7,907	6,479	9,676	12,149	25,223	9,291	4,183	3,092	8,060	8,631	7,724	6,029	108,444	1.10%
	Amount	2,794,138	2,241,598	4,473,479	3,524,825	11,694,770	2,768,800	1,146,159	994,128	3,486,359	3,369,268	1,979,944	1,168,038	39,641,506	1.55%
	Unit Price	353	346	462	290	464	298	274	322	433	390	256	194	366	
Poinsettia	Quantity	0	0	0	0	251	0	0	0	377	12,267	55,830	45,900	114,625	1.16%
	Amount	0	0	0	0	53,937	0	0	0	143,690	4,800,521	20,374,019	14,835,039	40,207,206	1.58%
	Unit Price	0	0	0	0	215	0	0	0	381	391	365	323	351	
Root rapping item	Quantity	39	73	91	363	88	26	25	13	99	75	98	45	1,035	0.01%
	Amount	68,139	65,821	121,854	220,417	56,881	30,377	27,660	17,560	84,448	85,985	127,004	105,220	1,011,366	0.04%
	Unit Price	1,747	902	1,339	607	646	1,168	1,106	1,351	853	1,146	1,296	2,338	977	

3. Monthly trading volume by item (2) Potted Plants

(Units: pot for quantity, yen for amount)

Item	month Description	Jan.	Feb.	Mar.	Apr.	May	Jun.	Jul.	Aug.	Sep.	Oct.	Nov.	Dec.	Total	Share
		Nursery plants	Quantity	228,385	204,735	350,810	612,886	938,282	615,558	257,963	169,885	330,173	584,068	689,493	376,837
	Amount	7,603,551	8,514,416	17,395,477	31,638,333	50,606,199	23,609,531	8,502,318	6,396,862	12,905,692	28,197,023	23,031,655	17,896,212	236,297,269	9.26%
	Unit Price	33	42	50	52	54	38	33	38	39	48	33	47	44	
Potted plant material	Quantity	6,398	1,009	1,625	15,897	1,152	6,680	1,413	3,269	7,063	13,765	2,756	6,717	67,744	0.68%
	Amount	291,528	199,697	794,300	338,250	679,166	517,748	450,248	933,968	2,239,376	2,044,257	612,011	789,287	9,889,836	0.39%
	Unit Price	46	198	489	21	590	78	319	286	317	149	222	118	146	
Total	Quantity	578,336	519,817	718,791	1,007,193	1,512,904	931,726	460,137	334,920	671,253	1,070,159	1,175,953	917,439	9,898,628	100.00%
	Amount	145,433,736	141,436,359	232,202,546	256,302,326	391,837,126	184,834,107	144,968,002	119,511,184	176,367,067	223,713,978	224,043,563	311,204,602	2,551,854,596	100.00%
	Unit Price	251	272	323	254	259	198	315	357	263	209	191	339	258	

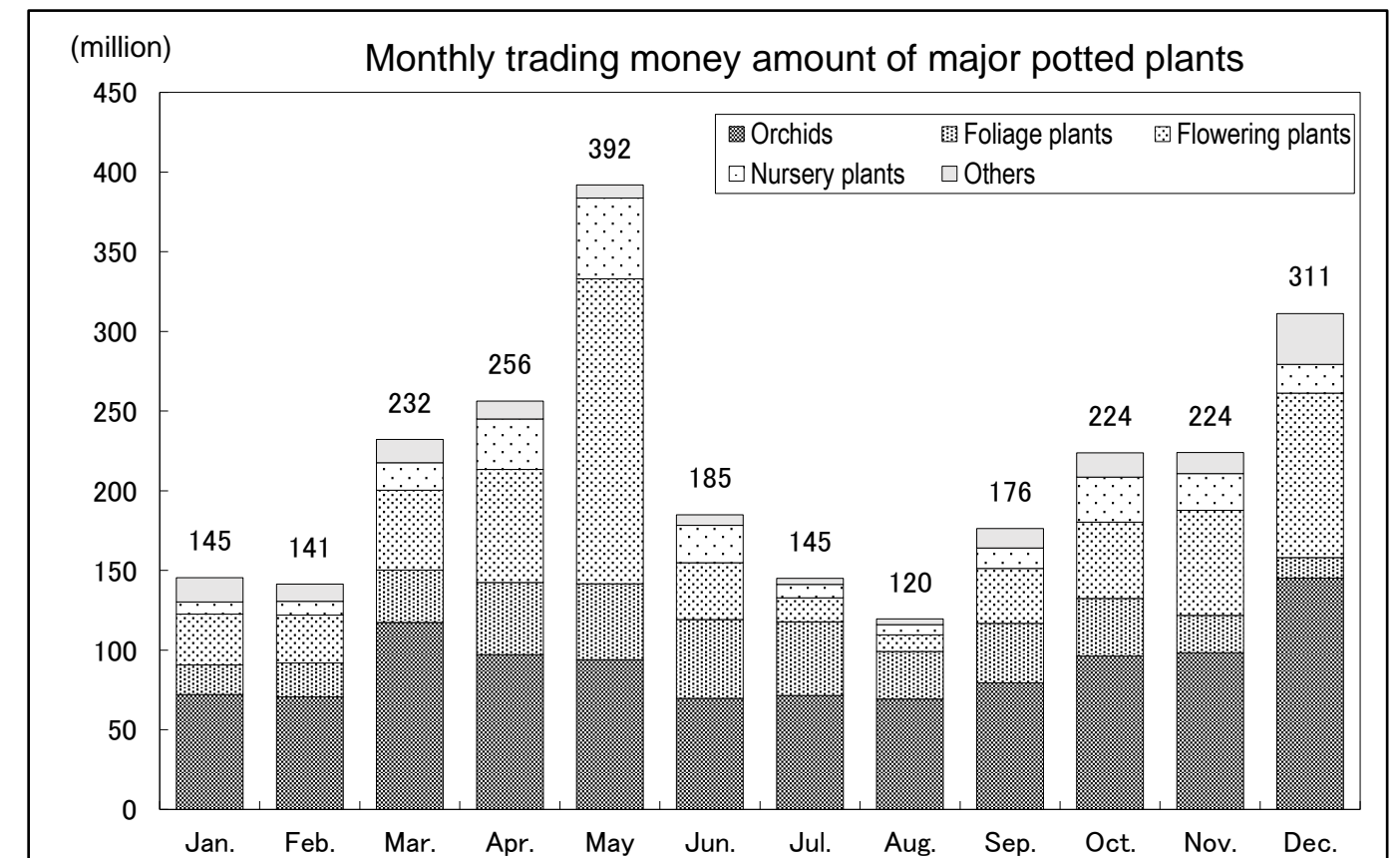
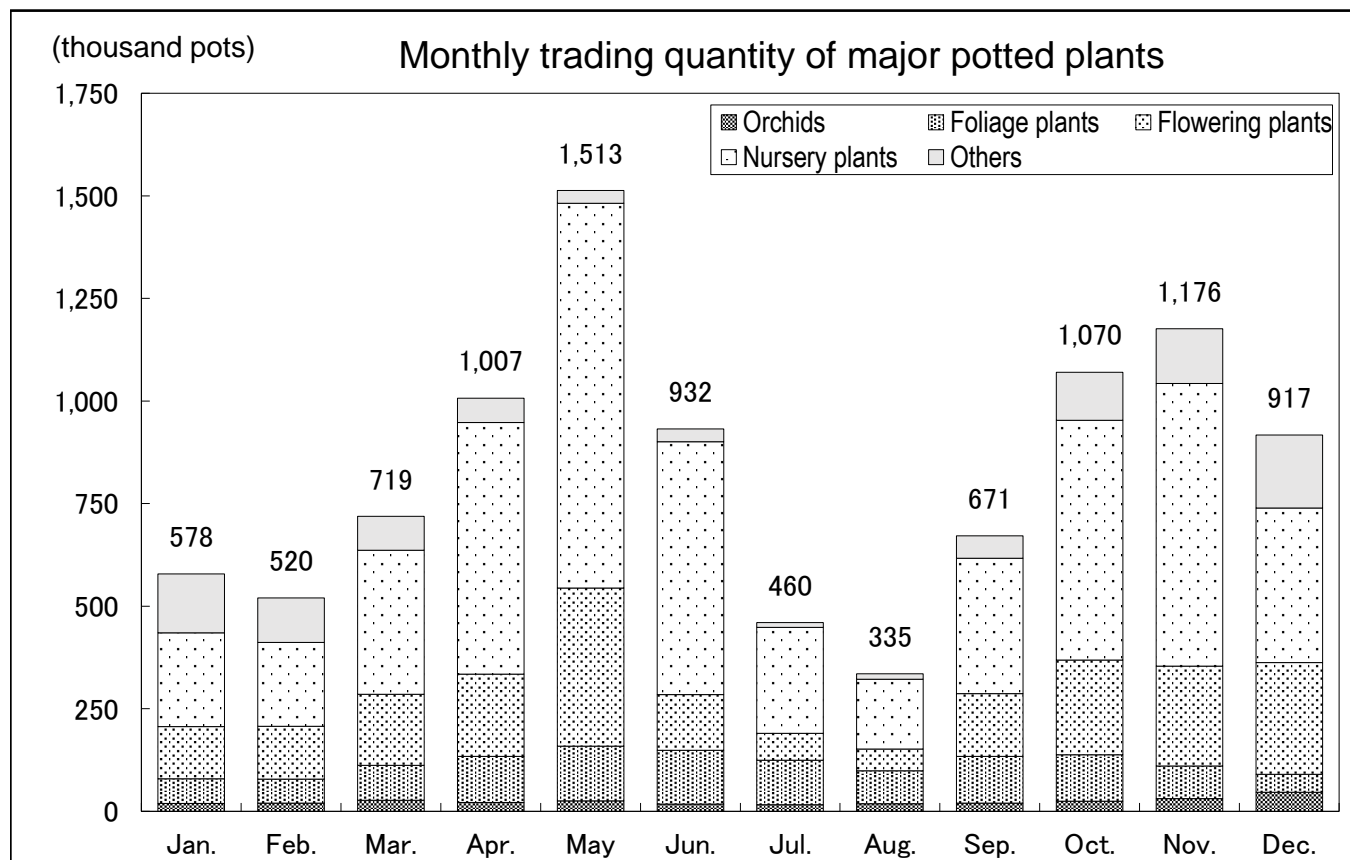
As for the shares, these figures have been rounded off to the second decimal and may not add up to 100.

Monthly trading volume of major potted plants

(Units: pot for quantity, yen for amount)

Item	month Description	Jan.	Feb.	Mar.	Apr.	May	Jun.	Jul.	Aug.	Sep.	Oct.	Nov.	Dec.	Total	Share
		Orchids	Quantity	19,577	20,011	27,473	21,944	25,665	17,591	16,564	18,191	20,312	25,095	30,848	46,232
	Amount	71,993,943	70,656,128	117,354,207	97,231,895	93,933,792	69,601,340	71,493,807	69,323,145	79,451,807	96,422,355	98,254,230	145,271,552	1,080,988,201	42.36%
Foliage plants	Quantity	59,635	58,624	84,904	111,928	133,318	131,214	108,276	80,330	113,583	113,108	79,339	43,944	1,118,203	11.30%
	Amount	18,819,181	21,194,822	32,898,046	45,124,264	47,692,165	49,580,113	46,223,947	29,798,335	37,357,879	36,000,694	23,460,686	12,845,741	400,995,873	15.71%
Flowering plants	Quantity	127,664	128,668	173,109	200,507	384,979	136,028	65,280	53,641	152,921	230,741	243,379	272,098	2,169,015	21.91%
	Amount	31,735,566	30,177,706	50,023,537	71,038,755	191,379,528	35,602,823	15,044,537	10,423,245	34,440,502	47,872,971	66,059,597	103,230,917	687,029,684	26.92%
Nursery plants	Quantity	228,385	204,735	350,810	612,886	938,282	615,558	257,963	169,885	330,173	584,068	689,493	376,837	5,359,075	54.14%
	Amount	7,603,551	8,514,416	17,395,477	31,638,333	50,606,199	23,609,531	8,502,318	6,396,862	12,905,692	28,197,023	23,031,655	17,896,212	236,297,269	9.26%
Others	Quantity	143,075	107,779	82,495	59,928	30,660	31,335	12,054	12,873	54,264	117,147	132,894	178,328	962,832	9.73%
	Amount	15,281,495	10,893,287	14,531,279	11,269,079	8,225,442	6,440,300	3,703,393	3,569,597	12,211,187	15,220,935	13,237,395	31,960,180	146,543,569	5.74%

As for the shares, these figures have been rounded off to the second decimal and may not add up to 100.

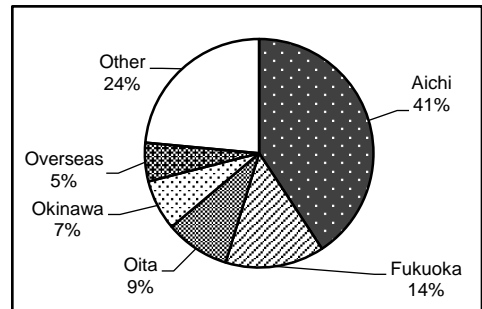


4. Trading volume of major producing area by major item

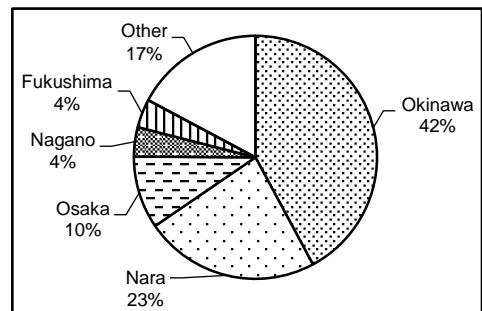
(1) Cut Flowers (Units: flower for quantity, yen for amount, yen for average unit price)

Item (scientific name)	Producing area	Quantity	Amount	Unit Price
Chrysanthemum (Chrysanthemu m grandiflorum)	Aichi	23,955,124	1,287,948,680	54
	Fukuoka	8,131,836	442,996,862	54
	Oita	5,562,280	288,930,837	52
	Okinawa	4,647,687	226,074,076	49
	Overseas	4,001,238	172,532,140	43
	Other	13,500,611	743,559,914	55
	Total	59,798,776	3,162,042,509	53

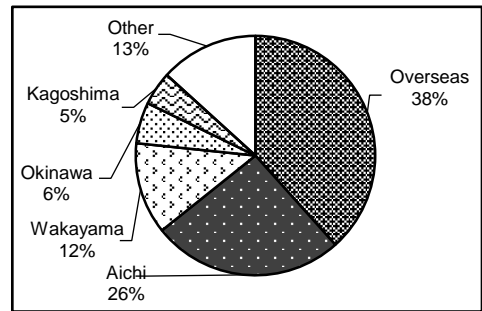
The percentage of amount by major producing area



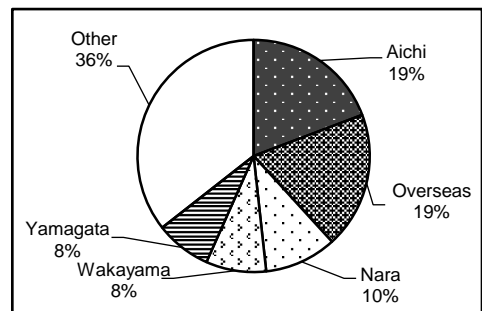
Chrysanthemum Spray (Chrysanthemu m grandiflorum)	Okinawa	20,167,399	628,965,781	31
	Nara	12,112,560	347,259,901	29
	Osaka	4,464,797	144,026,207	32
	Nagano	1,712,771	58,245,542	34
	Fukushima	1,829,680	56,498,078	31
	Other	7,624,134	256,635,718	34
	Total	47,911,341	1,491,631,227	31



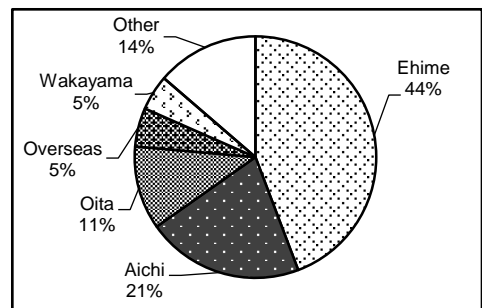
Chrysanthemum Spray Small Type (Chrysanthemu m grandiflorum)	Overseas	9,034,430	475,981,489	53
	Aichi	5,614,445	320,964,802	57
	Wakayama	3,130,899	153,733,585	49
	Okinawa	1,982,610	68,764,030	35
	Kagoshima	1,474,870	56,353,654	38
	Other	3,226,261	164,484,867	51
	Total	24,463,515	1,240,282,427	51



Rose (Rosa)	Aichi	3,737,138	281,392,220	75
	Overseas	4,561,686	277,495,821	61
	Nara	2,313,996	146,972,190	64
	Wakayama	1,613,955	122,818,476	76
	Yamagata	1,472,040	113,383,743	77
	Other	6,832,894	520,441,092	76
	Total	20,531,709	1,462,503,542	71



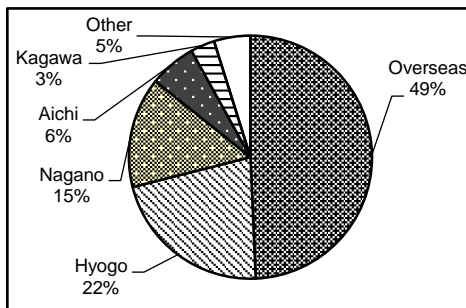
Spray Rose (Rosa)	Ehime	2,469,774	225,301,680	91
	Aichi	1,329,015	106,965,600	80
	Oita	624,747	56,891,498	91
	Overseas	406,528	26,419,013	65
	Wakayama	265,015	24,091,053	91
	Other	929,330	69,627,872	75
	Total	6,024,409	509,296,716	85



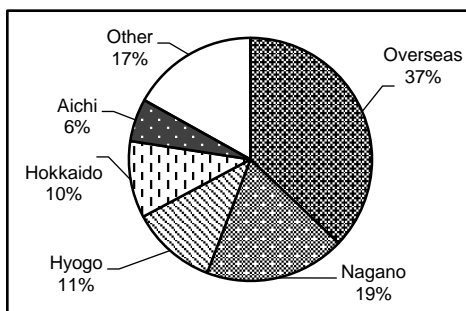
(1) Cut Flowers (Units: flower for quantity, yen for amount, yen for average unit price)

Item (scientific name)	Producing area	Quantity	Amount	Unit Price
Carnation (<i>Dianthus caryophyllus</i>)	Overseas	14,738,254	573,097,197	39
	Hyogo	5,884,905	252,401,616	43
	Nagano	3,364,933	170,845,141	51
	Aichi	1,423,914	72,227,915	51
	Kagawa	633,589	37,191,815	59
	Other	1,052,622	56,256,071	53
	Total	27,098,217	1,162,019,755	43

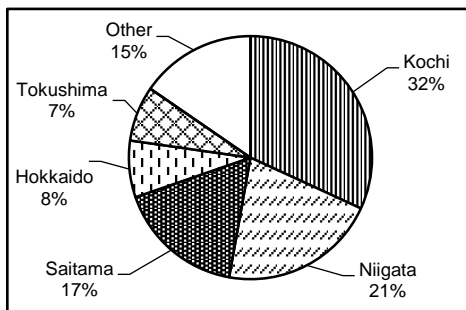
The percentage of amount by major producing area



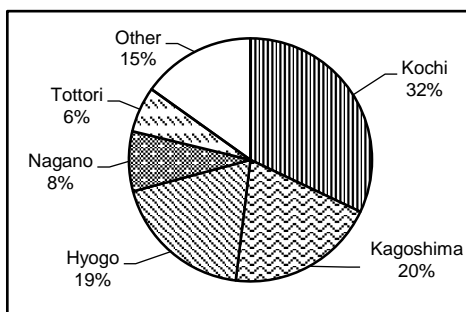
Spray Carnation (<i>Dianthus caryophyllus</i>)	Overseas	7,475,779	289,931,265	39
	Nagano	2,878,795	146,154,342	51
	Hyogo	2,064,923	88,998,130	43
	Hokkaido	1,457,558	79,932,109	55
	Aichi	820,428	44,420,898	54
	Other	2,546,480	131,988,537	52
	Total	17,243,963	781,425,281	45



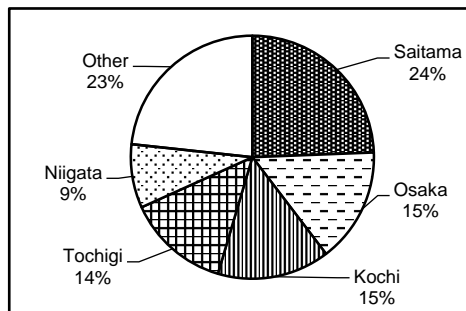
Oriental HB lily (<i>Lilium Hybrid</i>)	Kochi	1,974,729	514,273,739	260
	Niigata	1,416,777	338,079,095	239
	Saitama	2,390,254	272,934,350	114
	Hokkaido	572,379	121,611,021	212
	Tokushima	566,331	118,447,506	209
	Other	1,251,198	248,643,809	199
	Total	8,171,668	1,613,989,520	198



Easter lily (<i>Lilium logiflorum</i>)	Kochi	521,790	56,187,550	108
	Kagoshima	415,563	34,950,465	84
	Hyogo	331,550	33,149,220	100
	Nagano	164,825	13,985,664	85
	Tottori	115,420	10,656,750	92
	Other	301,410	26,550,136	88
	Total	1,850,558	175,479,785	95



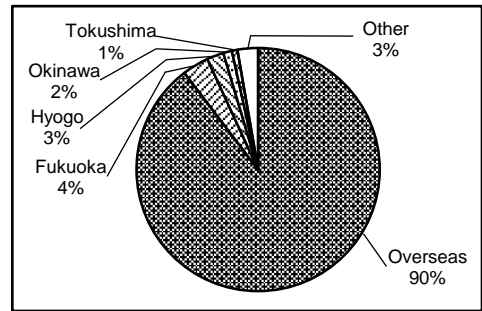
Thunberg lily (<i>Lilium maculatum</i>)	Saitama	36,050	2,307,610	64
	Osaka	24,210	1,443,250	60
	Kochi	12,515	1,413,940	113
	Tochigi	19,150	1,293,550	68
	Niigata	12,690	801,160	63
	Other	33,377	2,203,845	66
	Total	137,992	9,463,355	69



(1) Cut Flowers (Units: flower for quantity, yen for amount, yen for average unit price)

Item (scientific name)	Producing area	Quantity	Amount	Unit Price
Other orchid (except for Cymbidium)	Overseas	14,267,908	642,503,771	45
	Fukuoka	157,449	25,173,670	160
	Hyogo	49,257	16,008,180	325
	Okinawa	74,165	8,251,279	111
	Tokushima	38,626	5,258,513	136
	Other	125,194	19,612,798	157
	Total	14,712,599	716,808,211	49

The percentage of amount by major producing area

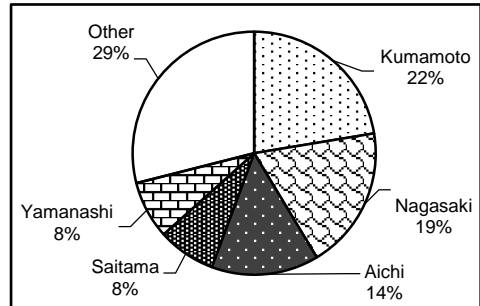


As for the shares, these figures have been rounded off to the second decimal and may not add up to 100.

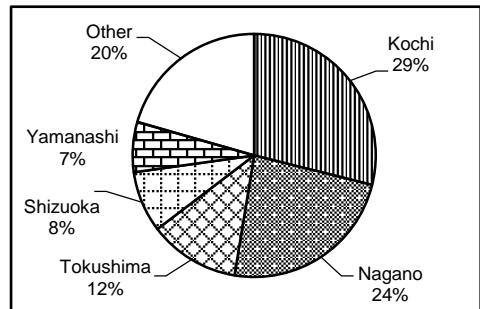
(2) Potted plant (Units: pot for quantity, yen for amount, yen for average unit price)

Item	Producing area	Quantity	Amount	Unit Price
Phalaenopsis aphrodite	Kumamoto	24,012	193,397,366	8,054
	Nagasaki	16,014	164,145,190	10,250
	Aichi	36,151	123,352,133	3,412
	Saitama	9,181	66,566,665	7,250
	Yamanashi	13,045	66,174,280	5,073
	Other	56,565	250,209,403	4,423
	Total	154,968	863,845,037	5,574

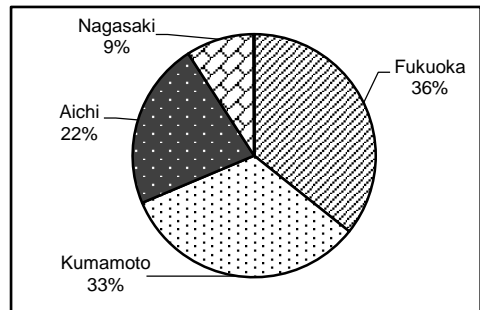
The percentage of amount by major producing area



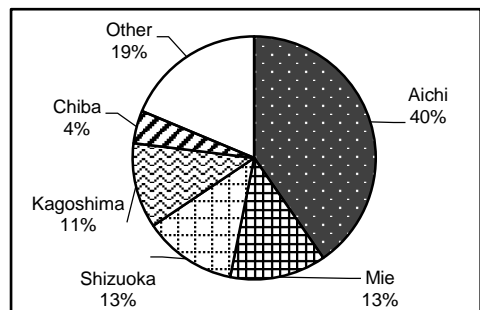
Cymbidium	Kochi	11,845	36,884,680	3,114
	Nagano	8,274	30,236,280	3,654
	Tokushima	7,223	15,400,510	2,132
	Shizuoka	2,643	10,382,170	3,928
	Yamanashi	2,346	8,497,040	3,622
	Other	8,041	26,238,070	3,263
	Total	40,372	127,638,750	3,162



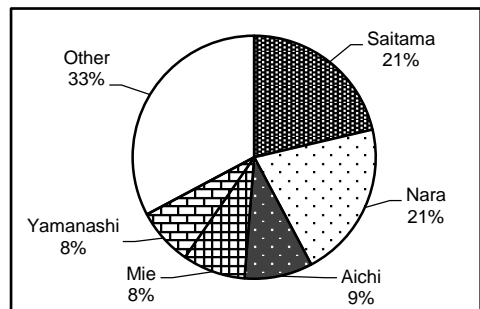
Dendrobium phalaenopsis	Fukuoka	1,629	1,006,964	618
	Kumamoto	651	929,379	1,428
	Aichi	3,900	626,416	161
	Nagasaki	90	255,680	2,841
	Other	4	1,820	455
	Total	6,274	2,820,259	450



Foliage plant	Aichi	384,578	135,391,113	352
	Mie	131,259	42,895,896	327
	Shizuoka	74,420	41,633,998	559
	Kagoshima	17,773	38,083,620	2,143
	Chiba	15,958	14,614,874	916
	Other	195,289	62,704,854	321
	Total	819,277	335,324,355	409



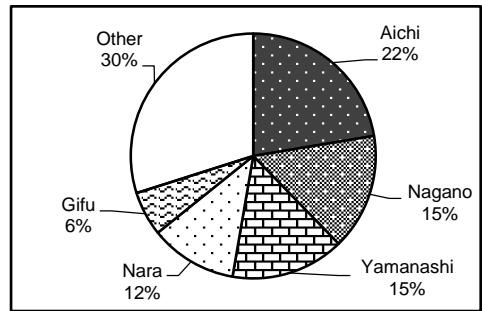
Primula	Saitama	86,121	6,595,338	77
	Nara	159,682	6,450,728	40
	Aichi	34,130	2,799,365	82
	Mie	37,093	2,584,257	70
	Yamanashi	56,230	2,339,805	42
	Other	167,617	10,134,174	60
	Total	540,873	30,903,667	57



(2) Potted plant (Units: pot for quantity, yen for amount, yen for average unit price)

Item	Producing area	Quantity	Amount	Unit Price
Cyclamen	Aichi	79,290	27,688,549	349
	Nagano	79,160	19,006,862	240
	Yamanashi	29,594	18,531,276	626
	Nara	78,601	14,244,940	181
	Gifu	26,388	7,280,560	276
	Other	102,672	36,994,959	360
	Total	395,705	123,747,146	313

The percentage of amount by major producing area



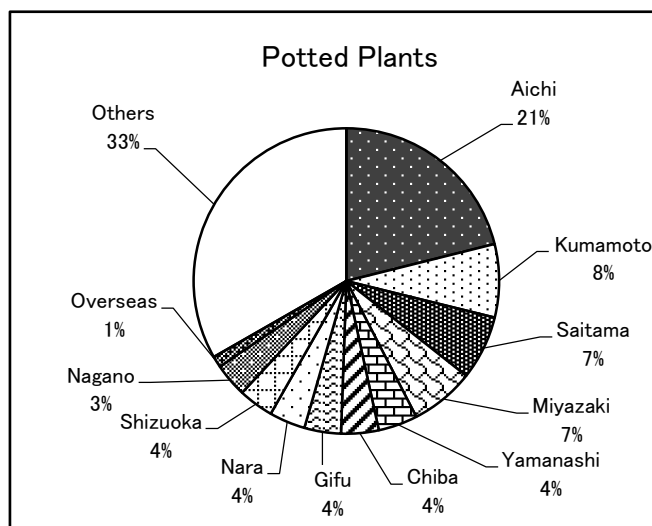
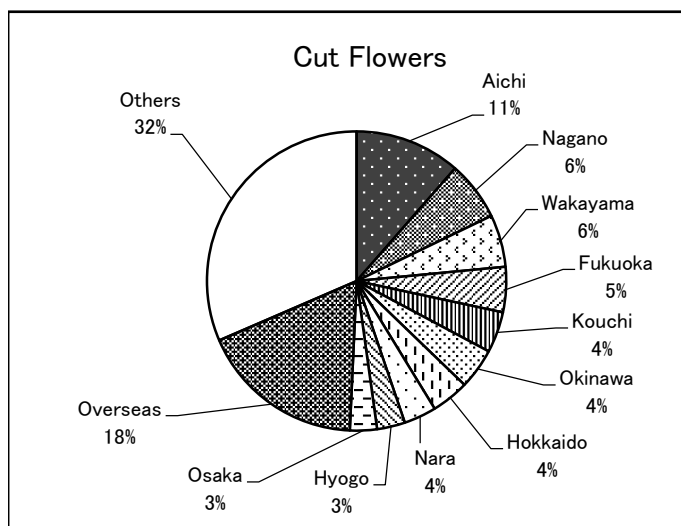
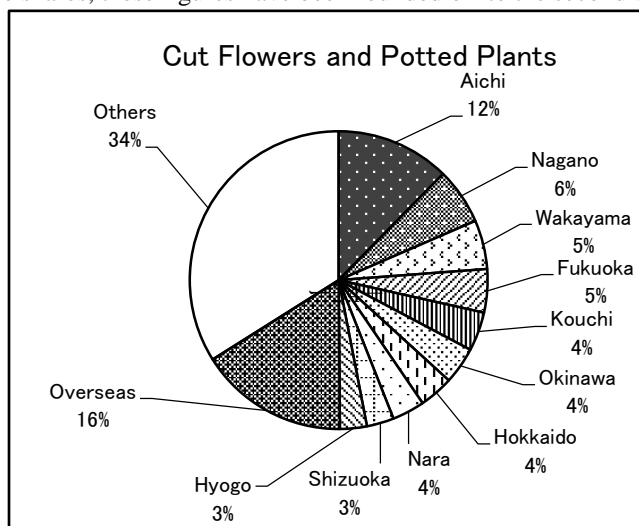
As for the shares, these figures have been rounded off to the second decimal and may not add up to 100.

5. Ranking of major producing areas regarding trading amount

(Units: yen for Amount)

Ranking	Cut flowers and Potted Plants			Cut flowers			Potted Plants		
	Producing area	Amount	Share	Producing area	Amount	Share	Producing area	Amount	Share
1	Aichi	3,280,851,628	12.36%	Aichi	2,742,405,259	11.43%	Aichi	538,446,369	21.10%
2	Nagano	1,625,971,208	6.13%	Nagano	1,534,795,256	6.40%	Kumamoto	197,617,346	7.74%
3	Wakayama	1,411,952,595	5.32%	Wakayama	1,354,930,343	5.65%	Saitama	173,702,360	6.81%
4	Fukuoka	1,248,774,520	4.70%	Fukuoka	1,172,981,186	4.89%	Miyazaki	173,089,938	6.78%
5	Kouchi	1,124,768,896	4.24%	Kouchi	1,061,750,652	4.43%	Yamanashi	106,124,602	4.16%
6	Okinawa	1,066,043,495	4.02%	Okinawa	1,058,080,945	4.41%	Chiba	101,369,808	3.97%
7	Hokkaido	984,141,829	3.71%	Hokkaido	976,510,699	4.07%	Gifu	98,834,171	3.87%
8	Nara	938,774,289	3.54%	Nara	841,522,608	3.51%	Nara	97,251,681	3.81%
9	Shizuoka	782,001,428	2.95%	Hyogo	726,967,450	3.03%	Shizuoka	94,701,460	3.71%
10	Hyogo	773,783,721	2.92%	Osaka	699,604,976	2.92%	Nagano	91,175,952	3.57%
Reference	Overseas	4,296,429,256	16.19%	Overseas	4,266,163,796	17.78%	Overseas	30,265,460	1.19%
	Others	9,009,195,098	33.94%	Others	7,555,120,197	31.49%	Others	849,275,449	33.28%
	Total	26,542,687,963	100%	Total	23,990,833,367	100%	Total	2,551,854,596	100%

As for the shares, these figures have been rounded off to the second decimal and may not add up to 100.



6. Monthly trading volume of flower, associations and imported items

(Units: flower or pot for quantity: yen for amount)

Flower	Quantity	Market share in annual total	Amount	Market share in annual total
Jan.	26,467,849	6%	1,684,363,384	6%
Feb.	30,895,348	7%	1,846,841,331	7%
Mar.	46,086,630	10%	2,870,542,433	11%
Apr.	33,695,873	8%	2,118,064,290	8%
May.	37,494,858	9%	2,314,129,592	9%
Jun.	32,035,699	7%	1,796,682,931	7%
Jul.	36,118,073	8%	1,901,222,109	7%
Aug.	43,730,687	10%	2,817,205,993	11%
Sep.	41,076,438	9%	2,320,657,038	9%
Oct.	31,456,668	7%	2,059,900,848	8%
Nov.	31,399,785	7%	1,696,076,480	6%
Dec.	49,474,723	11%	3,117,001,534	12%
Total	439,932,631	100%	26,542,687,963	100%

Associations	Quantity	Market share in quantity	Amount	Market share in amount
Jan.	10,559,663	40%	690,111,477	41%
Feb.	12,299,797	40%	749,603,183	41%
Mar.	17,889,672	39%	1,132,673,738	39%
Apr.	13,201,914	39%	836,152,550	39%
May.	14,142,565	38%	892,572,041	39%
Jun.	13,495,869	42%	790,673,227	44%
Jul.	17,811,280	49%	943,480,340	50%
Aug.	22,821,156	52%	1,510,936,299	54%
Sep.	18,744,378	46%	1,108,458,838	48%
Oct.	13,141,687	42%	931,108,765	45%
Nov.	12,920,706	41%	710,409,147	42%
Dec.	18,003,276	36%	1,137,868,630	37%
Total	185,031,963	42%	11,434,048,235	43%

Imported items	Quantity	Market share in quantity	Amount	Market share in amount
Jan.	5,938,753	22%	291,312,657	17%
Feb.	6,917,584	22%	316,338,825	17%
Mar.	10,681,868	23%	517,308,574	18%
Apr.	6,516,458	19%	302,060,244	14%
May.	6,697,944	18%	313,056,583	14%
Jun.	5,141,120	16%	249,914,164	14%
Jul.	5,944,191	16%	280,375,949	15%
Aug.	8,592,562	20%	454,886,528	16%
Sep.	9,907,217	24%	444,557,279	19%
Oct.	7,427,706	24%	368,580,488	18%
Nov.	7,031,360	22%	293,140,789	17%
Dec.	10,462,477	21%	464,897,176	15%
Total	91,259,240	21%	4,296,429,256	16%

*Associations include Economic Federation of Agricultural Cooperatives, National Federation of Agricultural Cooperatives and Horticulture Federation Agricultural Cooperatives.

As for the shares, these figures have been rounded off to the second decimal and may not add up to 100.