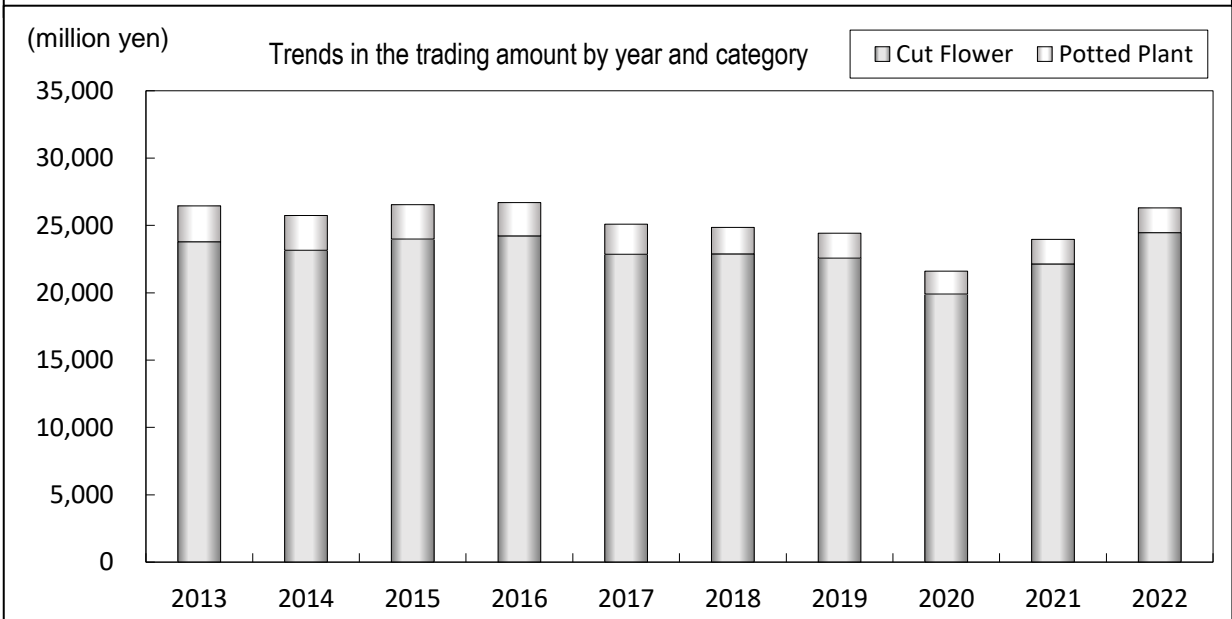
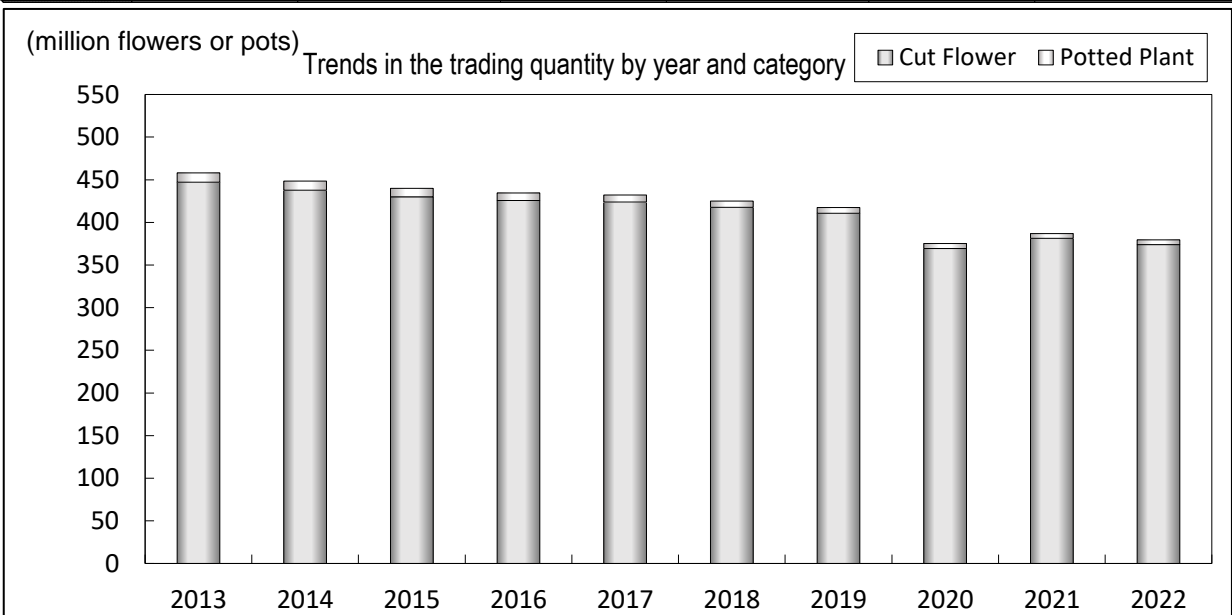


11. Trends in the trading volume in the past ten years by year and category

(Units: flower or pot for quantity, yen for amount)

Year	Cut Flower		Potted Plant		Total	
	Quantity	Amount	Quantity	Amount	Quantity	Amount
2013	447,132,228	23,791,058,255	10,908,656	2,661,238,115	458,040,884	26,452,296,370
2014	437,739,386	23,158,226,919	10,699,149	2,580,122,074	448,438,535	25,738,348,993
2015	430,034,003	23,990,833,367	9,898,628	2,551,854,596	439,932,631	26,542,687,963
2016	425,665,721	24,225,796,203	8,819,837	2,471,855,741	434,485,558	26,697,651,944
2017	423,891,700	22,862,694,063	8,229,946	2,233,696,699	432,121,646	25,096,390,762
2018	417,684,450	22,890,359,463	7,345,746	1,966,042,047	425,030,196	24,856,401,510
2019	410,702,057	22,573,661,178	6,734,132	1,850,435,844	417,436,189	24,424,097,022
2020	369,368,633	19,907,450,753	5,857,592	1,699,206,988	375,226,225	21,606,657,741
2021	381,307,393	22,143,117,328	5,553,967	1,823,855,831	386,861,360	23,966,973,159
2022	373,961,896	24,467,026,579	5,546,709	1,837,045,285	379,508,605	26,304,071,864



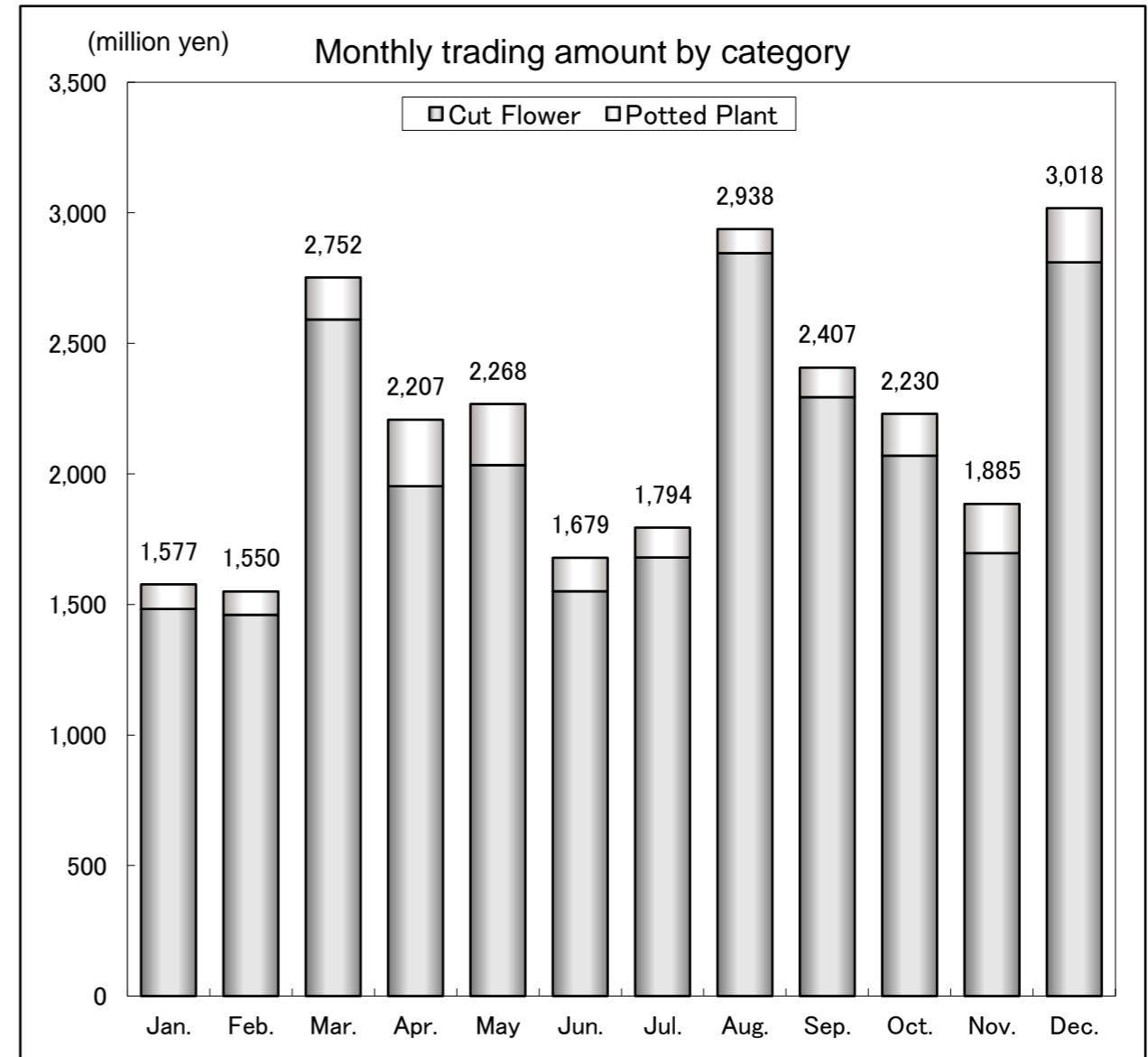
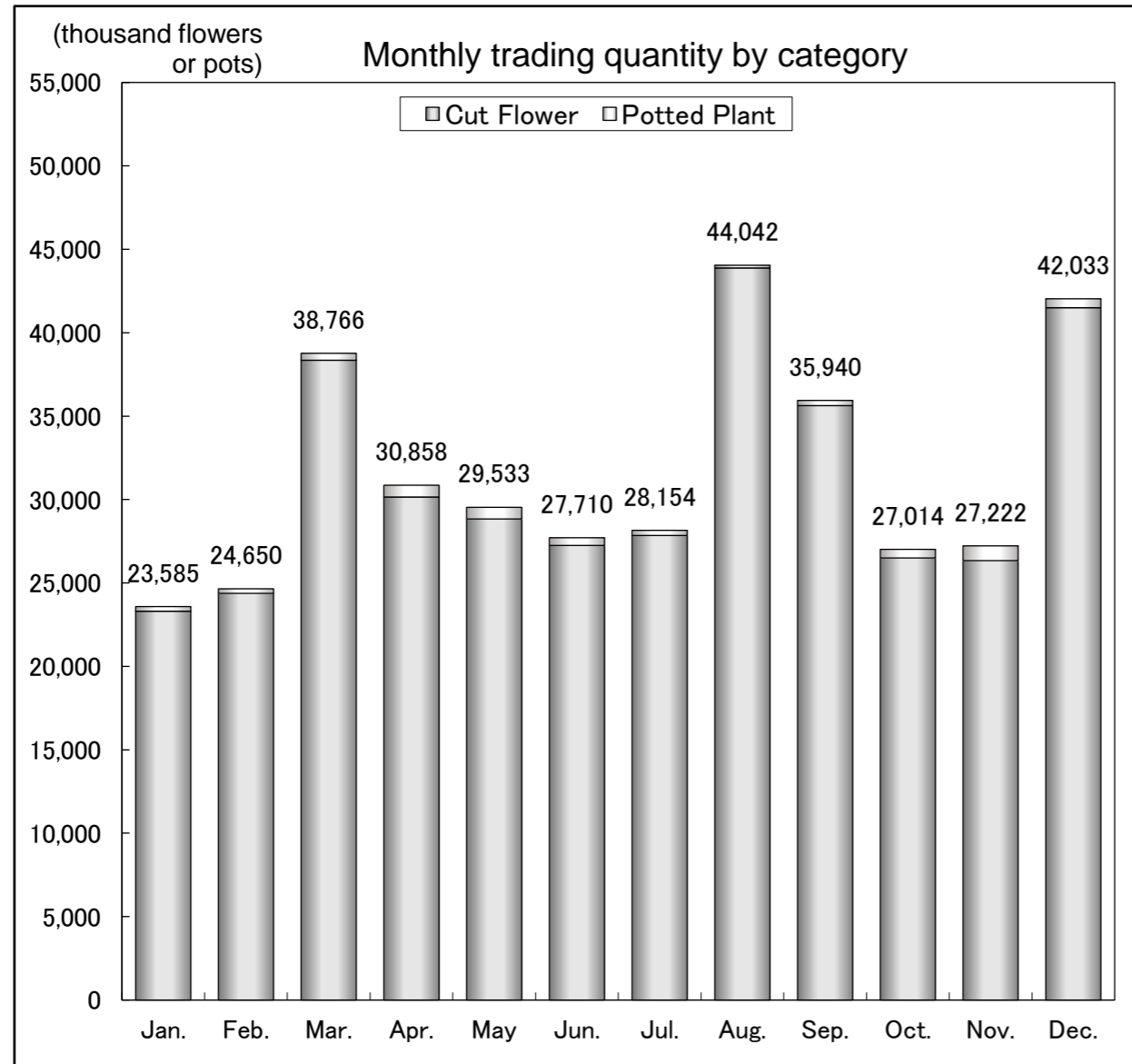
Reference data

1. Monthly trading volume by category

(Units: flower or pot for quantity, yen for amount)

Month		Jan.	Feb.	Mar.	Apr.	May	Jun.	Jul.	Aug.	Sep.	Oct.	Nov.	Dec.	Total
Cut Flower	Quantity	23,308,593	24,375,586	38,350,373	30,152,249	28,835,394	27,248,671	27,845,537	43,882,854	35,629,578	26,496,509	26,336,743	41,499,809	373,961,896
	Amount	1,482,651,997	1,460,327,098	2,591,324,885	1,952,769,139	2,033,801,564	1,550,539,765	1,679,923,836	2,845,437,533	2,293,853,362	2,069,653,938	1,696,524,943	2,810,218,519	24,467,026,579
	Unit Price	64	60	68	65	71	57	60	65	64	78	64	68	65
Potted Plant	Quantity	276,659	274,594	415,351	705,989	698,096	461,777	308,740	158,753	310,763	517,487	885,240	533,260	5,546,709
	Amount	94,233,828	89,314,370	160,985,751	254,631,692	233,937,656	128,269,664	114,384,323	92,083,698	112,998,521	160,432,135	188,377,602	207,396,045	1,837,045,285
	Unit Price	341	325	388	361	335	278	370	580	364	310	213	389	331
Total	Quantity	23,585,252	24,650,180	38,765,724	30,858,238	29,533,490	27,710,448	28,154,277	44,041,607	35,940,341	27,013,996	27,221,983	42,033,069	379,508,605
	Share	6.2%	6.5%	10.2%	8.1%	7.8%	7.3%	7.4%	11.6%	9.5%	7.1%	7.2%	11.1%	100.0%
	Amount	1,576,885,825	1,549,641,468	2,752,310,636	2,207,400,831	2,267,739,220	1,678,809,429	1,794,308,159	2,937,521,231	2,406,851,883	2,230,086,073	1,884,902,545	3,017,614,564	26,304,071,864
	Share	6.0%	5.9%	10.5%	8.4%	8.6%	6.4%	6.8%	11.2%	9.2%	8.5%	7.2%	11.5%	100.0%

As for the shares, these figures have been rounded off to the first decimal and may not add up to 100.



3. Monthly trading volume by item (1) Cut flower

(Units: flower for quantity, yen for amount)

Item (scientific name)	Month	Jan.	Feb.	Mar.	Apr.	May	Jun.	Jul.	Aug.	Sep.	Oct.	Nov.	Dec.	Total	Share
		Quantity	613,479	560,555	1,003,653	224,305	79,760	24,235	400	0	2,260	136,960	630,700	710,467	3,986,774
Amount	45,534,564	38,034,329	69,239,666	17,873,695	6,687,660	2,061,660	32,000	0	237,750	16,858,000	46,994,730	54,653,359	298,207,413	1.22%	
Unit Price	74	68	69	80	84	85	80	0	105	123	75	77	75		
Quantity	838,221	933,219	1,367,869	1,349,549	1,030,917	898,056	699,461	728,701	759,877	742,271	883,456	844,684	11,076,281	2.96%	
Amount	32,338,805	32,444,530	79,212,930	50,041,710	44,202,167	23,623,653	18,442,781	22,902,171	30,223,420	41,281,325	40,062,625	38,336,380	453,112,497	1.85%	
Unit Price	39	35	58	37	43	26	26	31	40	56	45	45	41		
Quantity	300	0	5,370	268,230	584,753	493,077	1,280	0	0	120	914	515	1,354,559	0.36%	
Amount	62,500	0	790,200	28,705,170	57,435,650	31,382,885	62,495	0	0	14,300	195,488	104,415	118,753,103	0.49%	
Unit Price	208	0	147	107	98	64	49	0	0	119	214	203	88		
Quantity	65,055	89,140	163,430	143,109	101,142	117,575	83,431	72,838	98,000	69,689	65,552	58,937	1,127,898	0.30%	
Amount	6,632,405	7,071,705	13,482,125	12,869,730	11,050,710	10,627,635	7,915,341	9,486,294	12,651,335	10,018,350	10,311,268	7,621,195	119,738,093	0.49%	
Unit Price	102	79	82	90	109	90	95	130	129	144	157	129	106		
Quantity	37,520	46,020	91,250	50,130	17,377	13,222	1,160	0	0	2,100	23,000	31,570	313,349	0.08%	
Amount	2,002,450	2,348,580	4,974,570	2,403,870	904,795	479,903	34,170	0	0	116,850	1,341,100	1,707,600	16,313,888	0.07%	
Unit Price	53	51	55	48	52	36	29	0	0	56	58	54	52		
Quantity	1,517,884	1,756,710	2,060,867	358,048	97,075	5,475	490	580	500	11,230	608,601	859,886	7,277,346	1.95%	
Amount	59,931,335	67,075,964	79,339,138	16,005,969	6,678,715	645,770	101,360	134,220	115,800	559,800	14,906,320	30,953,985	276,448,376	1.13%	
Unit Price	39	38	38	45	69	118	207	231	232	50	24	36	38		
Quantity	22,380	26,680	39,672	63,720	77,269	90,889	103,061	325,576	57,840	56,160	30,865	32,970	927,082	0.25%	
Amount	1,736,280	1,912,080	3,664,600	5,688,510	6,929,490	6,172,115	7,144,425	22,062,060	4,901,590	5,358,405	3,283,095	2,512,120	71,364,770	0.29%	
Unit Price	78	72	92	89	90	68	69	68	85	95	106	76	77		
Quantity	101,270	113,923	221,917	228,833	72,240	28,980	12,950	3,510	8,600	75,996	145,990	106,466	1,120,675	0.30%	
Amount	7,032,495	6,733,851	14,366,800	10,981,760	4,144,150	1,976,300	656,600	245,475	397,700	5,214,965	8,634,948	6,952,634	67,337,678	0.28%	
Unit Price	69	59	65	48	57	68	51	70	46	69	59	65	60		
Quantity	36,703	41,949	52,446	99,182	133,021	113,490	36,075	10,679	4,117	6,910	9,544	15,558	559,674	0.15%	
Amount	1,484,290	1,446,291	2,301,020	2,996,675	4,767,935	3,336,252	1,401,310	575,610	260,470	449,135	557,248	842,516	20,418,752	0.08%	
Unit Price	40	34	44	30	36	29	39	54	63	65	58	54	36		
Quantity	87,759	87,300	125,124	154,318	103,382	93,731	78,847	53,416	104,152	144,145	129,166	77,118	1,238,458	0.33%	
Amount	14,025,693	10,270,451	21,094,504	18,191,181	14,039,821	9,277,044	7,740,013	7,292,537	17,581,061	24,838,843	23,919,057	15,547,771	183,817,976	0.75%	
Unit Price	160	118	169	118	136	99	98	137	169	172	185	202	148		
Quantity	114,743	128,934	152,741	298,382	308,912	339,794	205,869	214,848	147,847	135,858	133,497	83,913	2,265,338	0.61%	
Amount	15,402,510	16,492,585	26,279,095	33,096,363	33,821,065	32,597,658	25,375,312	33,414,910	25,331,155	23,839,562	21,811,343	14,800,265	302,261,823	1.24%	
Unit Price	134	128	172	111	109	96	123	156	171	175	163	176	133		
Quantity	14,100	19,150	15,900	10,200	3,640	6,000	4,600	42,400	163,710	183,955	46,740	17,240	527,635	0.14%	
Amount	577,600	583,596	406,955	323,491	235,050	232,700	228,600	1,930,910	8,275,575	10,033,705	2,047,155	606,280	25,481,617	0.10%	
Unit Price	41	30	26	32	65	39	50	46	51	55	44	35	48		
Quantity	728	220	390	300	43,190	202,055	515,295	1,260,975	753,531	377,857	118,376	28,831	3,301,748	0.88%	
Amount	49,450	28,200	58,600	34,020	2,924,955	9,050,440	20,273,945	52,567,637	36,017,135	25,549,972	7,294,716	1,095,295	154,944,365	0.63%	
Unit Price	68	128	150	113	68	45	39	42	48	68	62	38	47		
Quantity	33,470	31,200	52,810	56,320	48,750	55,200	51,280	47,840	50,950	39,900	47,075	69,940	584,735	0.16%	
Amount	6,246,460	4,897,550	10,323,040	9,478,160	7,941,940	7,773,560	7,258,580	7,348,970	8,488,220	8,458,220	9,082,060	12,712,890	100,009,650	0.41%	
Unit Price	187	157	195	168	163	141	142	154	167	212	193	182	171		
Quantity	165,650	138,150	172,710	174,870	253,455	358,660	232,850	469,320	246,970	229,410	221,918	163,700	2,827,663	0.76%	
Amount	6,572,425	4,941,570	9,238,590	8,237,660	10,067,140	10,526,600	8,803,225	18,649,070	10,618,790	10,890,820	9,972,130	7,797,130	116,315,150	0.48%	
Unit Price	40	36	53	47	40	29	38	40	43	47	45	48	41		
Quantity	89,320	104,318	163,080	128,969	96,712	58,058	25,967	30,104	20,760	28,200	57,870	78,328	881,686	0.24%	
Amount	5,143,862	5,757,770	10,431,995	8,355,135	7,351,260	3,830,305	1,938,610	2,488,765	2,103,020	2,976,730	4,275,770	4,279,195	58,932,417	0.24%	
Unit Price	58	55	64	65	76	66	75	83	101	106	74	55	67		
Quantity	588,060	684,813	1,084,969	230,070	0	0	0	290	0	9,820	69,577	326,809	2,994,408	0.80%	
Amount	41,733,840	45,068,350	72,909,320	12,646,900	0	0	0	3,150	0	1,022,580	6,229,700	24,331,540	203,945,380	0.83%	
Unit Price	71	66	67	55	0	0	0	11	0	104	90	74	68		

3. Monthly trading volume by item (1) Cut flower

(Units: flower for quantity, yen for amount)

Item (scientific name)	Month	Jan.	Feb.	Mar.	Apr.	May	Jun.	Jul.	Aug.	Sep.	Oct.	Nov.	Dec.	Total	Share
Freesia	Quantity	148,355	196,855	305,580	80,440	2,200	0	0	0	0	0	915	112,770	847,115	0.23%
	Amount	7,067,520	8,091,700	13,363,495	3,769,520	110,100	0	0	0	0	0	62,175	6,525,060	38,989,570	0.16%
	Unit Price	48	41	44	47	50	0	0	0	0	0	68	58	46	
Iris	Quantity	78,420	65,115	125,115	26,905	2,265	0	0	0	0	5,800	60,270	235,430	599,320	0.16%
	Amount	3,633,050	2,985,515	6,162,565	1,223,625	88,200	0	0	0	0	406,000	3,213,750	11,362,105	29,074,810	0.12%
	Unit Price	46	46	49	45	39	0	0	0	0	70	53	48	49	
Narcissus	Quantity	123,326	29,416	30,211	4,750	245	0	20	0	0	0	81,700	239,950	509,618	0.14%
	Amount	4,447,055	1,013,281	935,030	65,560	2,100	0	2,000	0	0	0	3,267,435	10,126,364	19,858,825	0.08%
	Unit Price	36	34	31	14	9	0	100	0	0	0	40	42	39	
Gladiolus	Quantity	98,770	43,816	77,107	75,755	104,700	188,406	195,966	260,520	204,155	137,545	145,623	73,255	1,605,618	0.43%
	Amount	8,844,860	4,498,670	7,450,000	7,926,330	13,131,570	13,960,955	13,122,235	19,887,660	17,017,880	13,657,280	12,485,641	7,500,780	139,483,861	0.57%
	Unit Price	90	103	97	105	125	74	67	76	83	99	86	102	87	
Iris domestica	Quantity	0	0	0	0	0	9,300	27,929	6,895	11,055	1,505	180	0	56,864	0.02%
	Amount	0	0	0	0	0	941,245	3,025,700	652,920	814,000	134,100	17,300	0	5,585,265	0.02%
	Unit Price	0	0	0	0	0	101	108	95	74	89	96	0	98	
Sunflower (Helianthus annuus)	Quantity	10,380	25,370	85,520	246,145	406,505	748,214	810,111	734,433	384,872	144,540	53,051	23,253	3,672,394	0.98%
	Amount	552,420	1,205,860	5,241,515	13,232,170	25,624,735	43,740,217	48,954,935	53,653,935	21,652,312	7,562,670	2,441,190	1,054,065	224,916,024	0.92%
	Unit Price	53	48	61	54	63	58	60	73	56	52	46	45	61	
Calamus (Acorus calamus)	Quantity	100	0	80	200,936	220,204	7,180	0	0	0	0	0	0	428,500	0.11%
	Amount	4,500	0	4,800	14,768,040	12,654,708	245,170	0	0	0	0	0	0	27,677,218	0.11%
	Unit Price	45	0	60	73	57	34	0	0	0	0	0	0	65	
Other cut flowers	Quantity	1,398,004	2,096,182	2,726,565	1,839,839	1,907,653	1,917,040	1,722,204	1,950,776	2,202,404	1,523,830	1,295,411	2,761,876	23,341,784	6.24%
	Amount	88,229,818	112,875,757	162,709,125	129,313,685	138,387,707	124,956,974	118,307,774	143,556,523	149,083,530	118,260,308	92,718,746	167,446,455	1,545,846,402	6.32%
	Unit Price	63	54	60	70	73	65	69	74	68	78	72	61	66	
Cymbidium	Quantity	60,681	51,260	55,566	36,576	31,097	19,818	19,142	26,528	23,958	25,939	42,331	135,489	528,385	0.14%
	Amount	17,984,902	14,860,897	19,417,275	14,591,927	14,378,097	12,586,914	14,215,534	22,979,681	24,233,950	22,835,546	20,105,224	57,557,661	255,747,608	1.05%
	Unit Price	296	290	349	399	462	635	743	866	1,012	880	475	425	484	
Dendrobium phalaenopsis	Quantity	502,265	488,950	723,395	467,905	524,275	439,145	327,560	744,110	736,360	571,590	599,613	586,070	6,711,238	1.79%
	Amount	20,386,195	19,286,315	35,554,600	26,422,275	29,806,755	23,706,175	24,162,995	42,641,495	37,629,019	33,019,125	27,775,720	34,629,930	355,020,599	1.45%
	Unit Price	41	39	49	56	57	54	74	57	51	58	46	59	53	
Phalaenopsis aphrodite	Quantity	54,662	55,453	59,148	65,845	66,640	60,348	56,276	51,727	48,368	62,084	60,600	68,408	709,559	0.19%
	Amount	32,767,991	29,108,147	38,816,903	36,993,341	28,821,802	21,841,578	28,719,340	36,020,686	44,090,266	40,724,539	40,636,898	47,656,886	426,198,377	1.74%
	Unit Price	599	525	656	562	433	362	510	696	912	656	671	697	601	
Oncidium	Quantity	173,764	138,113	187,172	164,061	167,322	195,545	139,092	177,921	257,910	292,758	249,904	272,628	2,416,190	0.65%
	Amount	22,075,835	21,776,168	33,797,365	31,115,243	22,333,130	15,923,583	17,687,785	29,457,065	23,427,590	27,496,091	27,862,296	36,238,160	309,190,311	1.26%
	Unit Price	127	158	181	190	133	81	127	166	91	94	111	133	128	
Other orchid	Quantity	57,775	52,792	80,951	87,055	94,313	76,489	89,760	87,416	79,886	82,020	61,204	80,386	930,047	0.25%
	Amount	6,294,883	6,062,996	9,086,013	9,671,268	9,779,150	8,843,058	10,798,836	10,706,024	10,800,780	10,794,101	8,919,572	9,318,790	111,075,471	0.45%
	Unit Price	109	115	112	111	104	116	120	122	135	132	146	116	119	
Wildflower (※)	Quantity	38,849	64,049	89,254	102,976	108,149	125,363	158,683	166,652	254,450	264,631	257,572	185,109	1,815,737	0.49%
	Amount	4,383,248	6,672,094	9,837,242	12,709,794	14,162,838	14,560,988	20,419,170	21,591,791	30,746,653	32,927,469	28,482,945	16,846,428	213,340,660	0.87%
	Unit Price	113	104	110	123	131	116	129	130	121	124	111	91	117	
Lotus (Nelumbo nucifera)	Quantity	0	0	0	0	60	50	6,687	573,584	1,380	1,320	760	880	584,721	0.16%
	Amount	0	0	0	0	12,000	7,500	849,250	54,479,034	35,440	59,080	19,570	16,185	55,478,059	0.23%
	Unit Price	0	0	0	0	200	150	127	95	26	45	26	18	95	
Rohdea japonica	Quantity	0	30	0	0	0	0	0	0	220	9,885	14,720	154,307	179,162	0.05%
	Amount	0	6,000	0	0	0	0	0	0	18,000	752,350	1,446,200	13,649,645	15,872,195	0.06%
	Unit Price	0	200	0	0	0	0	0	0	82	76	98	88	89	
Traditional item	Quantity	16,752	15,076	23,456	26,251	24,309	37,977	60,143	50,784	51,451	46,477	58,377	67,677	478,730	0.13%
	Amount	1,848,764	1,429,442	2,977,005	2,670,139	3,202,718	4,040,285	6,129,185	5,725,398	5,277,300	5,131,100	5,419,878	4,551,540	48,402,754	0.20%
	Unit Price	110	95	127	102	132	106	102	113	103	110	93	67	101	

3. Monthly trading volume by item (1) Cut flower

(Units: flower for quantity, yen for amount)

Item (scientific name)	Month	Jan.	Feb.	Mar.	Apr.	May	Jun.	Jul.	Aug.	Sep.	Oct.	Nov.	Dec.	Total	Share
	Sakaki	Quantity	203,006	161,718	221,750	220,026	264,512	267,164	298,193	342,157	296,040	275,709	249,607	323,738	3,123,620
Amount		12,021,720	10,930,637	16,301,983	16,792,699	16,113,177	19,862,810	25,818,473	26,848,521	24,672,816	21,888,747	15,646,884	23,407,554	230,306,021	0.94%
Unit Price		59	68	74	76	61	74	87	78	83	79	63	72	74	
Pine (Pinus thunbergii)	Quantity	26,845	28,961	24,287	25,403	45,521	83,393	58,432	66,662	70,447	53,076	96,535	3,324,191	3,903,753	1.04%
	Amount	849,215	1,670,477	3,155,660	1,829,265	2,651,879	1,816,369	1,774,920	2,466,530	2,166,270	1,955,915	3,145,983	202,461,682	225,944,165	0.92%
	Unit Price	32	58	130	72	58	22	30	37	31	37	33	61	58	
Cherry, plum, peach (Prunus)	Quantity	52,146	424,472	211,958	50,326	170	0	10	0	5	4,691	6,834	1,311,400	2,062,012	0.55%
	Amount	9,461,396	42,783,372	34,190,037	10,670,292	16,500	0	1,750	0	3,000	1,143,048	1,342,783	38,482,729	138,094,907	0.56%
	Unit Price	181	101	161	212	97	0	175	0	600	244	196	29	67	
Eurya japonica	Quantity	388,029	376,159	801,601	591,983	468,052	515,743	608,804	839,968	631,157	416,015	395,476	696,493	6,729,480	1.80%
	Amount	12,454,197	15,199,025	29,580,016	20,016,319	22,847,415	23,839,542	26,519,396	38,725,460	31,724,569	19,433,939	18,135,945	32,021,250	290,497,073	1.19%
	Unit Price	32	40	37	34	49	46	44	46	50	47	46	46	43	
Japanese star anise (Illicium anisatum)	Quantity	20,152	19,181	54,933	21,168	37,592	52,992	54,261	76,565	64,821	30,128	26,843	63,161	521,797	0.14%
	Amount	4,027,625	4,451,420	11,775,020	6,421,930	10,368,700	10,403,790	11,059,333	17,022,528	14,431,670	7,602,032	6,247,260	13,650,161	117,461,469	0.48%
	Unit Price	200	232	214	303	276	196	204	222	223	252	233	216	225	
Japanese Umbrella pine (Sciadopitys verticillata)	Quantity	33,547	34,832	72,003	54,693	55,738	58,180	361,492	403,015	122,466	66,264	61,757	42,493	1,366,480	0.37%
	Amount	2,518,253	2,697,434	5,550,246	4,449,084	5,196,881	5,868,930	25,330,805	25,869,735	11,682,040	7,120,801	4,413,474	3,884,330	104,582,013	0.43%
	Unit Price	75	77	77	81	93	101	70	64	95	107	71	91	77	
Spirea (Spiraea Cantoniensis)	Quantity	87,210	118,480	200,810	85,267	6,215	585	0	50	50	300	635	0	499,602	0.13%
	Amount	12,654,390	12,393,230	23,660,240	8,500,495	329,295	77,600	0	1,000	2,300	25,860	36,400	0	57,680,810	0.24%
	Unit Price	145	105	118	100	53	133	0	20	46	86	57	0	115	
Sarcandra glabra	Quantity	3,092	0	0	0	0	0	40	0	0	10	272	738,586	742,000	0.20%
	Amount	128,290	0	0	0	0	0	7,100	0	0	1,800	41,170	147,177,277	147,355,637	0.60%
	Unit Price	41	0	0	0	0	0	178	0	0	180	151	199	199	
Other branches	Quantity	807,822	851,037	1,210,084	900,588	970,611	939,677	1,260,519	1,474,907	1,229,769	1,430,046	1,585,149	2,028,857	14,689,066	3.93%
	Amount	62,039,229	63,407,423	96,702,547	81,057,485	92,809,627	79,486,326	89,322,186	122,175,224	104,267,920	131,422,277	125,111,481	138,819,455	1,186,621,180	4.85%
	Unit Price	77	75	80	90	96	85	71	83	85	92	79	68	81	
Leather fan (Rumohra adiantiformis)	Quantity	300,456	289,505	404,890	416,525	395,145	305,095	348,996	421,118	333,855	348,985	329,180	377,170	4,270,920	1.14%
	Amount	11,091,760	9,212,500	14,114,580	14,379,250	10,084,625	6,971,645	7,463,008	9,696,895	10,068,622	8,681,905	7,652,133	11,921,063	121,337,986	0.50%
	Unit Price	37	32	35	35	26	23	21	23	30	25	23	32	28	
Polygonatum falcatum	Quantity	0	4,470	16,680	44,210	87,780	96,495	60,815	22,670	21,810	0	1,080	510	356,520	0.10%
	Amount	0	321,200	1,189,800	2,823,200	3,564,230	3,420,330	2,572,355	1,198,755	1,104,210	0	37,480	29,600	16,261,160	0.07%
	Unit Price	0	72	71	64	41	35	42	53	51	0	35	58	46	
Dypsis lutescens	Quantity	113,990	95,171	137,904	140,701	119,665	118,085	112,110	138,965	135,325	133,125	128,050	116,792	1,489,883	0.40%
	Amount	3,438,600	2,823,980	6,427,065	6,035,205	3,680,811	3,824,775	4,244,330	5,692,145	4,475,815	4,193,220	3,360,345	3,860,980	52,057,271	0.21%
	Unit Price	30	30	47	43	31	32	38	41	33	31	26	33	35	
Other leaves	Quantity	957,688	971,568	1,353,938	1,461,266	1,398,722	1,137,108	1,171,374	1,214,288	1,194,304	1,180,912	1,074,579	1,407,054	14,522,801	3.88%
	Amount	36,000,887	33,299,996	61,846,953	67,745,921	58,964,158	43,718,128	45,408,579	51,864,021	49,410,445	48,550,154	41,414,166	51,913,644	590,137,052	2.41%
	Unit Price	38	34	46	46	42	38	39	43	41	41	39	37	41	
Total	Quantity	23,308,593	24,375,586	38,350,373	30,152,249	28,835,394	27,248,671	27,845,537	43,882,854	35,629,578	26,496,509	26,336,743	41,499,809	373,961,896	100.00%
	Amount	1,482,651,997	1,460,327,098	2,591,324,885	1,952,769,139	2,033,801,564	1,550,539,765	1,679,923,836	2,845,437,533	2,293,853,362	2,069,653,938	1,696,524,943	2,810,218,519	24,467,026,579	100.00%
	Unit Price	64	60	68	65	71	57	60	65	64	78	64	68	65	

※ Leucospermum cordifolium / Leucadendron / Banksia / Chamelausium / Serruria florida / Anigozanthos / Actinotus helianthi / Protea madiensis / etc.

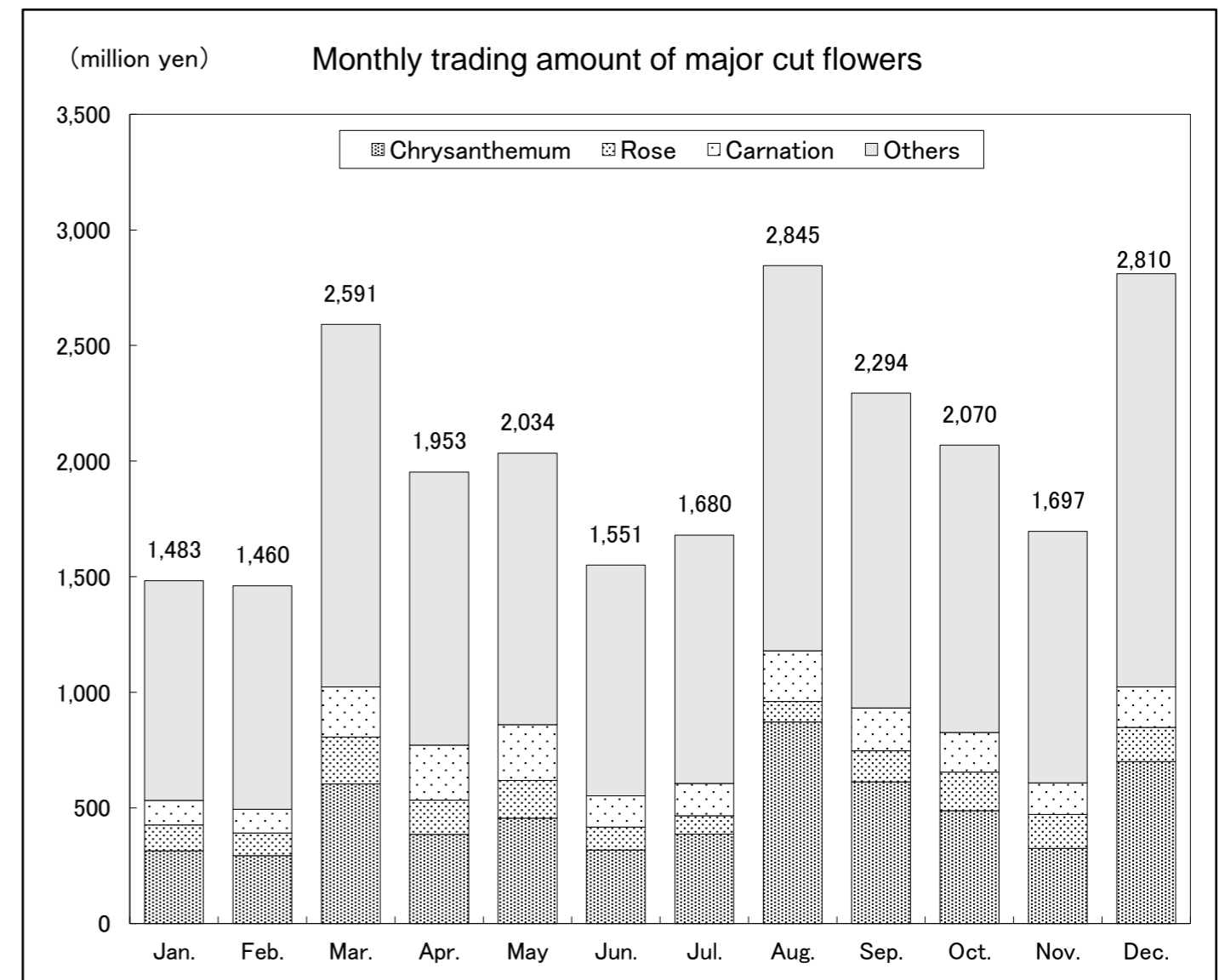
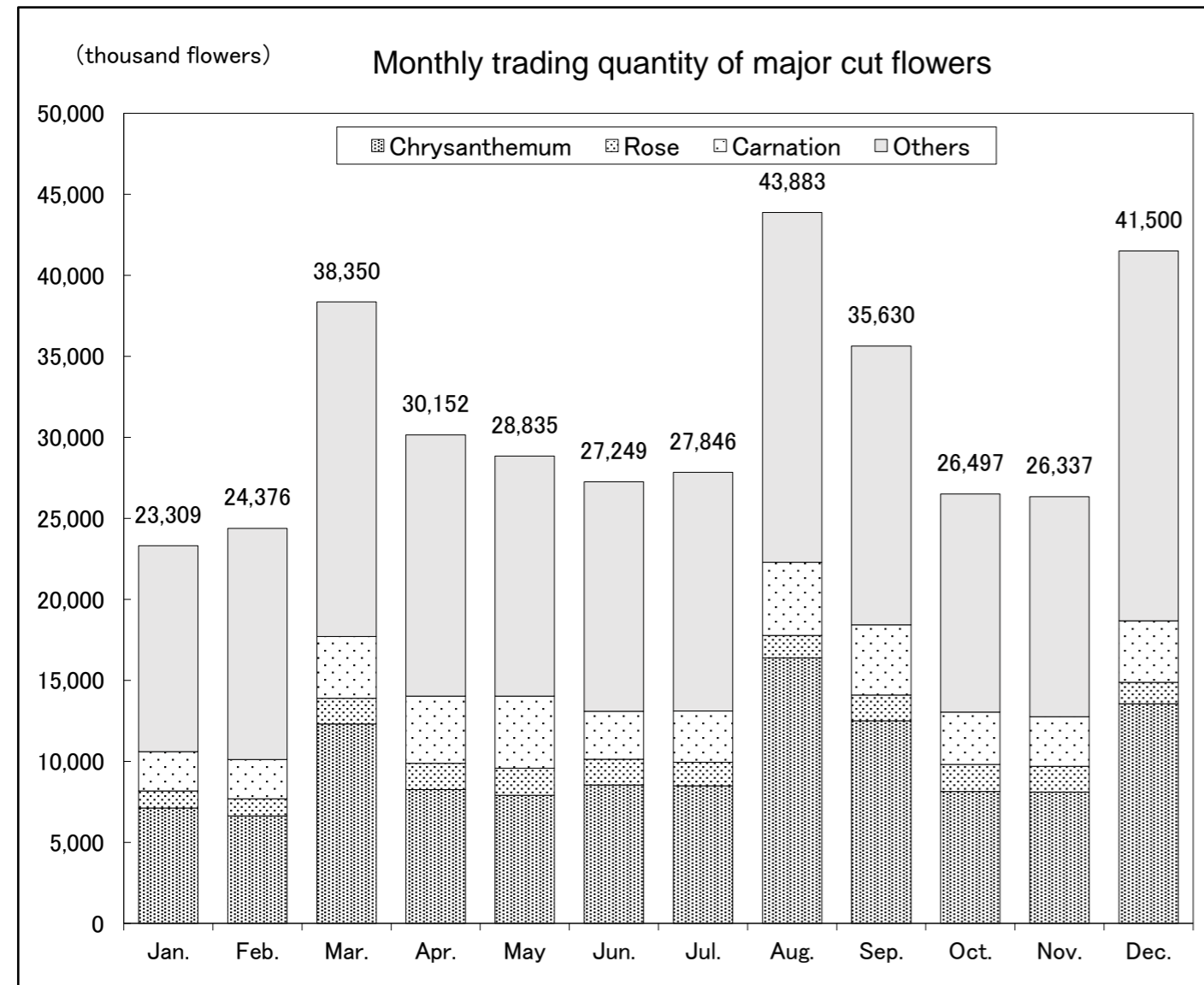
As for the shares, these figures have been rounded off to the second decimal and may not add up to 100.

3. Monthly trading volume by item (1) Cut flower ※ Monthly trading volume of major cut flowers

(Units: flower for quantity, yen for amount)

Item (scientific name)	Month	Jan.	Feb.	Mar.	Apr.	May	Jun.	Jul.	Aug.	Sep.	Oct.	Nov.	Dec.	Total	Share
	Chrysanthemum	Quantity	7,111,779	6,639,483	12,298,379	8,261,055	7,905,503	8,538,464	8,482,799	16,378,314	12,507,663	8,139,158	8,109,152	13,549,598	117,921,347
Amount		314,383,555	293,601,889	603,981,399	385,798,319	456,173,612	318,621,468	387,460,413	872,171,699	872,171,699	613,391,039	488,755,612	325,121,786	700,085,955	5,759,546,746
Rose	Quantity	1,065,833	1,043,123	1,596,871	1,616,653	1,666,082	1,587,865	1,469,667	1,389,254	1,581,500	1,671,607	1,589,671	1,334,690	17,612,816	4.71%
	Amount	112,447,662	98,197,614	202,324,150	147,814,674	162,963,850	98,540,415	78,557,077	87,952,974	133,524,831	166,326,001	147,374,796	148,507,612	1,584,531,656	6.48%
Carnation	Quantity	2,417,198	2,423,133	3,804,346	4,152,902	4,459,345	2,962,796	3,158,057	4,525,931	4,331,426	3,229,240	3,057,644	3,783,180	42,305,198	11.31%
	Amount	105,496,897	102,095,473	216,780,087	237,727,657	240,626,072	135,105,188	139,777,882	219,514,386	185,158,301	170,785,213	135,351,678	174,659,237	2,063,078,071	8.43%
Others	Quantity	12,713,783	14,269,847	20,650,777	16,121,639	14,804,464	14,159,546	14,735,014	21,589,355	17,208,989	13,456,504	13,580,276	22,832,341	196,122,535	52.44%
	Amount	950,323,883	966,432,122	1,568,239,249	1,181,428,489	1,174,038,030	998,272,694	1,074,128,464	1,665,798,474	1,361,779,191	1,243,787,112	1,088,676,683	1,786,965,715	15,059,870,106	61.55%

As for the shares, these figures have been rounded off to the second decimal and may not add up to 100.



3. Monthly trading volume by item (2) Potted Plant

(Units: pot for quantity, yen for amount)

Item	Month	Jan.	Feb.	Mar.	Apr.	May	Jun.	Jul.	Aug.	Sep.	Oct.	Nov.	Dec.	Total	Share
		Quantity	476	459	602	531	430	251	581	156	73	285	227	178	4,249
Amount	322,047	525,143	384,096	569,095	429,663	254,808	1,755,445	468,740	39,975	397,920	409,750	169,140	5,725,822	0.31%	
Unit Price	677	1,144	638	1,072	999	1,015	3,021	3,005	548	1,396	1,805	950	1,348		
Cattleya	Quantity	99	379	209	175	147	96	61	11	120	37	84	40	1,458	0.03%
Amount	92,760	247,790	110,832	92,344	81,608	37,080	20,700	19,300	362,600	41,890	68,600	68,660	1,244,164	0.07%	
Unit Price	937	654	530	528	555	386	339	1,755	3,022	1,132	817	1,717	853		
Phalaenopsis aphrodite	Quantity	6,290	6,010	11,613	13,948	12,647	11,819	10,857	9,850	9,905	11,510	9,992	9,250	123,691	2.23%
Amount	41,258,510	34,865,350	74,416,708	87,015,506	61,410,295	53,378,572	63,159,891	55,712,005	54,071,334	77,064,524	69,342,680	58,499,242	730,194,617	39.75%	
Unit Price	6,559	5,801	6,408	6,239	4,856	4,516	5,817	5,656	5,459	6,695	6,940	6,324	5,903		
Cymbidium	Quantity	2,779	636	717	74	0	2	30	0	0	286	3,039	11,431	18,994	0.34%
Amount	6,429,840	1,058,440	1,491,585	119,240	0	4,000	30,000	0	0	1,022,170	9,240,750	36,909,390	56,305,415	3.06%	
Unit Price	2,314	1,664	2,080	1,611	0	2,000	1,000	0	0	3,574	3,041	3,229	2,964		
Dendrobium	Quantity	2,144	3,006	4,221	2,388	143	0	230	120	30	40	129	1,913	14,364	0.26%
Amount	1,590,660	2,144,407	3,117,464	1,808,693	143,250	0	164,800	78,780	18,840	50,800	122,075	1,271,310	10,511,079	0.57%	
Unit Price	742	713	739	757	1,002	0	717	657	628	1,270	946	665	732		
Oncidium	Quantity	64	76	22	64	0	8	15	23	65	21	8	153	519	0.01%
Amount	69,420	85,200	46,420	38,796	0	11,200	1,980	27,700	51,500	46,340	16,400	102,770	497,726	0.03%	
Unit Price	1,085	1,121	2,110	606	0	1,400	132	1,204	792	2,207	2,050	672	959		
Miltonia	Quantity	0	0	0	0	0	0	0	0	20	0	0	0	20	0.00%
Amount	0	0	0	0	0	0	0	0	0	16,340	0	0	0	16,340	0.00%
Unit Price	0	0	0	0	0	0	0	0	0	817	0	0	0	817	
Formidible	Quantity	0	0	5	1,261	90	0	133	40	0	0	0	0	1,529	0.03%
Amount	0	0	6,000	992,969	77,270	0	334,360	67,820	0	0	0	0	0	1,478,419	0.08%
Unit Price	0	0	1,200	787	859	0	2,514	1,696	0	0	0	0	0	967	
Vanda	Quantity	4	28	33	9	137	71	61	27	14	62	23	18	487	0.01%
Amount	5,400	55,200	81,980	21,560	429,815	143,000	63,160	34,800	45,940	131,540	66,700	26,660	1,105,755	0.06%	
Unit Price	1,350	1,971	2,484	2,396	3,137	2,014	1,035	1,289	3,281	2,122	2,900	1,481	2,271		
Dendrobium phalaenopsis	Quantity	0	0	0	0	0	6	38	200	273	106	2	0	625	0.01%
Amount	0	0	0	0	0	6,000	33,840	193,490	242,945	74,330	6,000	0	0	556,605	0.03%
Unit Price	0	0	0	0	0	1,000	891	967	890	701	3,000	0	0	891	
Odontoglossum	Quantity	0	10	0	0	0	0	0	0	5	0	0	0	15	0.00%
Amount	0	6,020	0	0	0	0	0	0	0	4,000	0	0	0	10,020	0.00%
Unit Price	0	602	0	0	0	0	0	0	0	800	0	0	0	668	
Foliage	Quantity	18,121	20,744	36,526	58,734	49,885	48,449	47,908	33,715	41,506	45,794	34,493	13,605	449,480	8.10%
Amount	10,387,232	13,358,669	22,125,745	33,960,178	30,118,792	25,589,212	28,166,520	19,271,904	19,431,509	20,563,546	14,786,467	6,983,285	244,743,059	13.32%	
Unit Price	573	644	606	578	604	528	588	572	468	449	429	513	545		
Reed rhaps (bamboo)	Quantity	30	42	17	11	38	304	61	35	115	50	50	42	795	0.01%
Amount	91,310	87,460	51,240	48,500	57,570	530,600	198,565	95,020	171,470	138,550	134,820	82,570	1,687,675	0.09%	
Unit Price	3,044	2,082	3,014	4,409	1,515	1,745	3,255	2,715	1,491	2,771	2,696	1,966	2,123		
Succulent plants	Quantity	8,238	9,959	11,518	15,950	11,018	13,337	10,963	9,526	11,757	14,204	10,129	5,028	131,627	2.37%
Amount	2,571,115	2,761,285	2,792,136	3,743,563	2,672,884	2,793,379	2,456,267	2,734,748	3,263,772	3,857,435	3,006,700	1,267,510	33,920,794	1.85%	
Unit Price	312	277	242	235	243	209	224	287	278	272	297	252	258		
Plants with fruit	Quantity	1,074	858	1,182	2,267	1,245	1,209	1,499	1,341	5,704	6,437	5,393	4,982	33,191	0.60%
Amount	235,764	262,881	428,185	729,536	602,951	752,404	903,172	1,017,706	2,511,061	2,087,270	1,546,933	1,976,140	13,054,003	0.71%	
Unit Price	220	306	362	322	484	622	603	759	440	324	287	397	393		
Japanese style plants, Bonsai	Quantity	3,130	3,610	3,255	7,411	4,974	3,287	3,447	1,792	2,671	3,149	5,719	13,202	55,647	1.00%
Amount	681,713	1,240,233	789,338	760,929	537,675	387,773	574,345	339,300	826,919	654,233	1,748,629	20,592,588	29,133,675	1.59%	
Unit Price	218	344	243	103	108	118	167	189	310	208	306	1,560	524		
Other flowering trees	Quantity	6,098	8,201	26,283	18,661	10,671	8,266	5,707	3,343	12,416	25,113	17,708	7,910	150,377	2.71%
Amount	2,618,239	3,360,248	7,480,148	5,428,183	3,917,023	2,604,739	1,714,668	1,252,118	3,729,613	7,855,616	3,740,729	1,918,801	45,620,125	2.48%	
Unit Price	429	410	285	291	367	315	300	375	300	313	211	243	303		
Hydrangea	Quantity	148	609	5,292	41,453	43,704	18,485	1,368	73	62	16	12	12	111,234	2.01%
Amount	72,080	415,899	4,146,677	44,551,092	38,888,313	12,786,585	669,732	34,600	27,750	21,800	12,600	8,620	101,635,748	5.53%	
Unit Price	487	683	784	1,075	890	692	490	474	448	1,363	1,050	718	914		

3. Monthly trading volume by item (2) Potted Plant

(Units: pot for quantity, yen for amount)

Item	Month	Jan.	Feb.	Mar.	Apr.	May	Jun.	Jul.	Aug.	Sep.	Oct.	Nov.	Dec.	Total	Share
		Rhododendron	Quantity	0	30	1,597	812	66	0	0	0	180	18	0	52
	Amount	0	18,080	1,067,750	314,112	13,060	0	0	0	25,800	6,480	0	14,000	1,459,282	0.08%
	Unit Price	0	603	669	387	198	0	0	0	143	360	0	269	530	
Hibiscus	Quantity	0	0	11	622	4,664	9,236	7,399	488	136	22	0	0	22,578	0.41%
	Amount	0	0	2,420	237,507	2,421,679	3,489,979	1,967,572	99,922	22,760	8,030	0	0	8,249,869	0.45%
	Unit Price	0	0	220	382	519	378	266	205	167	365	0	0	365	
Rose	Quantity	1,379	1,582	5,979	12,275	8,646	2,974	1,093	270	3,314	5,630	3,508	1,753	48,403	0.87%
	Amount	250,700	548,113	1,723,779	4,111,483	2,949,451	451,432	83,578	37,590	413,300	1,140,634	488,500	308,668	12,507,228	0.68%
	Unit Price	182	346	288	335	341	152	76	139	125	203	139	176	258	
Other potted flowers	Quantity	26,359	46,268	75,242	111,950	148,354	39,440	25,607	14,894	35,233	23,915	15,499	11,361	574,122	10.35%
	Amount	8,349,153	12,722,049	20,806,957	37,124,025	63,440,247	8,879,352	5,228,657	3,182,625	10,243,129	6,428,126	4,582,174	3,404,117	184,390,611	10.04%
	Unit Price	317	275	277	332	428	225	204	214	291	269	296	300	321	
Clematis	Quantity	6	212	2,003	4,536	1,323	0	0	0	138	0	121	30	8,369	0.15%
	Amount	7,760	49,398	844,697	3,263,796	1,065,175	0	0	0	35,528	0	37,850	7,350	5,311,554	0.29%
	Unit Price	1,293	233	422	720	805	0	0	0	257	0	313	245	635	
Cyclamen	Quantity	7,461	213	0	0	0	0	0	0	8,092	63,197	91,347	92,462	262,772	4.74%
	Amount	1,869,678	24,414	0	0	0	0	0	0	1,531,434	12,832,491	31,827,400	40,370,748	88,456,165	4.82%
	Unit Price	251	115	0	0	0	0	0	0	189	203	348	437	337	
Other bulbous plants	Quantity	12,149	11,262	3,242	1,334	283	109	638	345	570	859	2,026	4,373	37,190	0.67%
	Amount	2,466,310	2,303,288	615,150	330,060	90,535	35,012	46,994	118,500	163,461	180,080	337,488	925,009	7,611,887	0.41%
	Unit Price	203	205	190	247	320	321	74	343	287	210	167	212	205	
Tulip	Quantity	6,227	7,984	4,410	250	0	0	0	0	0	0	0	309	19,180	0.35%
	Amount	1,521,588	1,740,032	659,387	19,410	0	0	0	0	0	0	0	53,880	3,994,297	0.22%
	Unit Price	244	218	150	78	0	0	0	0	0	0	0	174	208	
Other liliium	Quantity	2,540	2,384	1,692	115	475	166	30	0	0	0	45	27	7,474	0.13%
	Amount	220,410	205,812	131,896	7,764	95,479	16,767	18,000	0	0	0	11,750	19,450	727,328	0.04%
	Unit Price	87	86	78	68	201	101	600	0	0	0	261	720	97	
Chrysanthemum	Quantity	198	132	498	1,691	958	1,896	3,032	6,037	13,735	12,393	2,852	606	44,028	0.79%
	Amount	39,545	28,050	80,746	118,735	127,965	252,186	337,557	966,378	3,200,436	3,639,468	552,819	54,083	9,397,968	0.51%
	Unit Price	200	213	162	70	134	133	111	160	233	294	194	89	213	
Primula	Quantity	67,305	37,723	29,115	808	0	0	0	0	3,278	26,082	47,177	67,966	279,454	5.04%
	Amount	4,781,955	2,684,396	1,929,526	77,516	0	0	0	0	151,660	1,389,969	3,782,874	2,541,639	17,339,535	0.94%
	Unit Price	71	71	66	96	0	0	0	0	46	53	80	37	62	
Begonia	Quantity	3,895	3,627	7,889	7,708	8,229	4,234	4,506	1,773	5,286	4,264	3,021	2,114	56,546	1.02%
	Amount	1,288,829	1,129,595	3,409,346	3,186,935	3,147,471	866,149	595,684	345,520	1,824,800	1,466,311	711,444	618,488	18,590,572	1.01%
	Unit Price	331	311	432	413	382	205	132	195	345	344	235	293	329	
Poinsettia	Quantity	0	0	0	0	0	0	0	0	24	3,622	32,855	25,150	61,651	1.11%
	Amount	0	0	0	0	0	0	0	0	31,200	1,866,574	15,759,623	9,734,171	27,391,568	1.49%
	Unit Price	0	0	0	0	0	0	0	0	1,300	515	480	387	444	
Root rapping item	Quantity	0	0	0	0	0	0	0	0	0	0	0	0	0	0.00%
	Amount	0	0	0	0	0	0	0	0	0	0	0	0	0	0.00%
	Unit Price	0	0	0	0	0	0	0	0	0	0	0	0	0	
Nursery plants	Quantity	95,022	103,372	177,004	393,381	383,564	291,137	177,726	68,413	148,878	253,360	582,911	249,161	2,923,929	52.71%
	Amount	6,316,988	6,397,516	10,850,714	24,337,143	19,993,919	14,343,353	4,880,998	3,597,833	7,603,593	15,625,921	24,714,117	18,016,518	156,678,613	8.53%
	Unit Price	66	62	61	62	52	49	27	53	51	62	42	72	54	
Potted plant material	Quantity	5,423	5,178	5,174	7,570	6,405	6,995	5,750	6,281	7,163	17,015	16,870	10,132	99,956	1.80%
	Amount	694,822	989,402	1,394,829	1,623,022	1,225,566	656,082	977,838	2,387,299	2,935,852	1,840,087	1,321,730	1,451,238	17,497,767	0.95%
	Unit Price	128	191	270	214	191	94	170	380	410	108	78	143	175	
Total	Quantity	276,659	274,594	415,351	705,989	698,096	461,777	308,740	158,753	310,763	517,487	885,240	533,260	5,546,709	100.00%
	Amount	94,233,828	89,314,370	160,985,751	254,631,692	233,937,656	128,269,664	114,384,323	92,083,698	112,998,521	160,432,135	188,377,602	207,396,045	1,837,045,285	100.00%
	Unit Price	341	325	388	361	335	278	370	580	364	310	213	389	331	

As for the shares, these figures have been rounded off to the second decimal and may not add up to 100.

3. Monthly trading volume by item (2) Potted Plant ※ Monthly trading volume of major potted plants

(Units: pot for quantity, yen for amount)

Item	Month	Jan.	Feb.	Mar.	Apr.	May	Jun.	Jul.	Aug.	Sep.	Oct.	Nov.	Dec.	Total	Share
	Orchids	Quantity	11,856	10,604	17,422	18,450	13,594	12,253	12,006	10,427	10,505	12,347	13,504	22,983	165,951
	Amount	49,768,637	38,987,550	79,655,085	90,658,203	62,571,901	53,834,660	65,564,176	56,602,635	54,853,474	78,829,514	79,272,955	97,047,172	807,645,962	43.96%
Foliage plants	Quantity	26,389	30,745	48,061	74,695	60,941	62,090	58,932	43,276	53,378	60,048	44,672	18,675	581,902	10.49%
	Amount	13,049,657	16,207,414	24,969,121	37,752,241	32,849,246	28,913,191	30,821,352	22,101,672	22,866,751	24,559,531	17,927,987	8,333,365	280,351,528	15.26%
Flowering plants	Quantity	60,362	74,273	106,258	181,934	216,636	76,540	43,673	23,880	66,590	113,918	151,286	138,197	1,253,547	22.60%
	Amount	16,086,053	19,166,650	32,421,055	92,950,807	112,226,315	26,777,462	8,947,774	4,785,135	17,493,798	27,583,514	54,321,648	55,504,584	468,264,795	25.49%
Nursery plants	Quantity	95,022	103,372	177,004	393,381	383,564	291,137	177,726	68,413	148,878	253,360	582,911	249,161	2,923,929	52.71%
	Amount	6,316,988	6,397,516	10,850,714	24,337,143	19,993,919	14,343,353	4,880,998	3,597,833	7,603,593	15,625,921	24,714,117	18,016,518	156,678,613	8.53%
Others	Quantity	83,030	55,600	66,606	37,529	23,361	19,757	16,403	12,757	31,412	77,814	92,867	104,244	621,380	11.20%
	Amount	9,012,493	8,555,240	13,089,776	8,933,298	6,296,275	4,400,998	4,170,023	4,996,423	10,180,905	13,833,655	12,140,895	28,494,406	124,104,387	6.76%

As for the shares, these figures have been rounded off to the second decimal and may not add up to 100.

