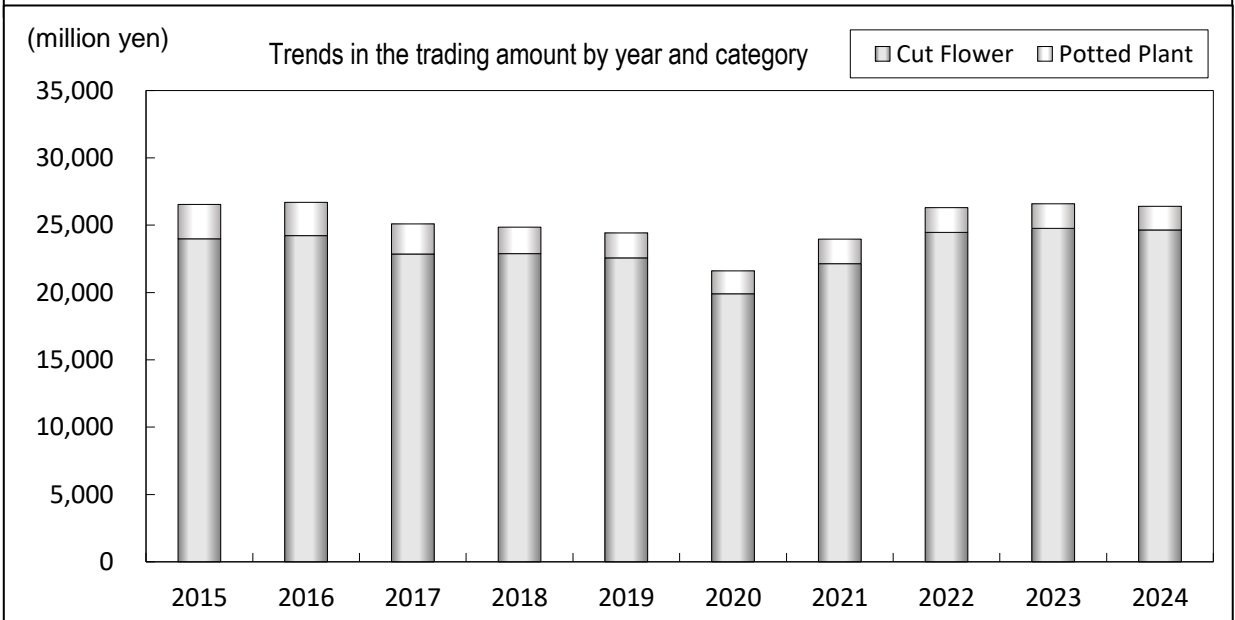
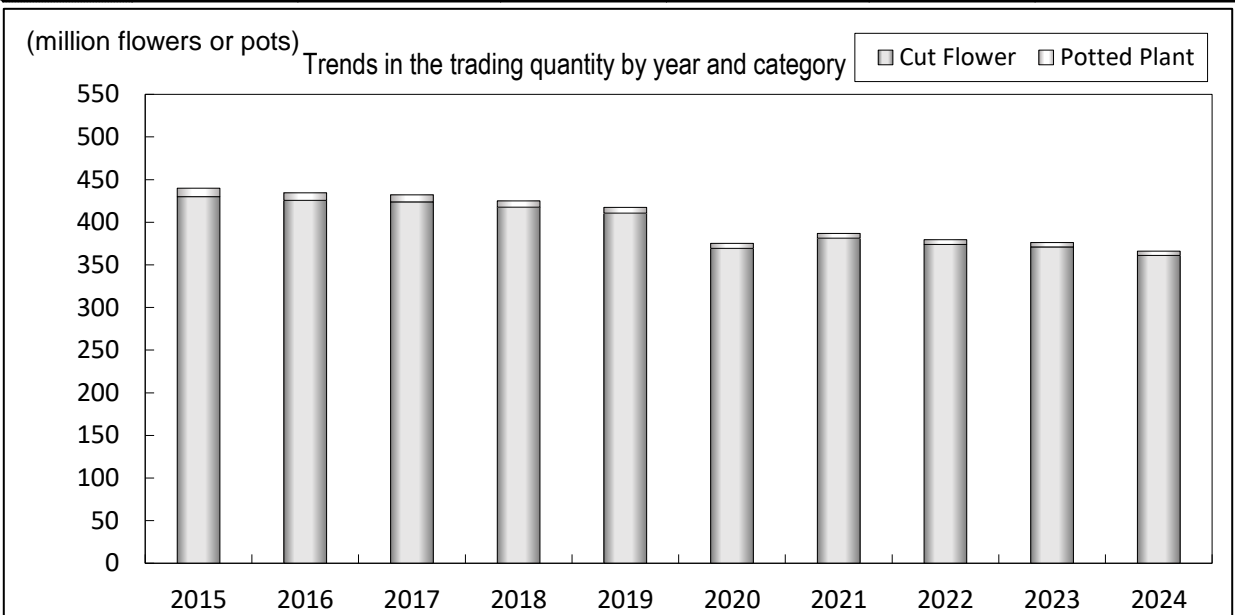


10. Trends in the trading volume in the past ten years by year and category

(Units: flower or pot for quantity, yen for amount)

Year	Cut Flower		Potted Plant		Total	
	Quantity	Amount	Quantity	Amount	Quantity	Amount
2015	430,034,003	23,990,833,367	9,898,628	2,551,854,596	439,932,631	26,542,687,963
2016	425,665,721	24,225,796,203	8,819,837	2,471,855,741	434,485,558	26,697,651,944
2017	423,891,700	22,862,694,063	8,229,946	2,233,696,699	432,121,646	25,096,390,762
2018	417,684,450	22,890,359,463	7,345,746	1,966,042,047	425,030,196	24,856,401,510
2019	410,702,057	22,573,661,178	6,734,132	1,850,435,844	417,436,189	24,424,097,022
2020	369,368,633	19,907,450,753	5,857,592	1,699,206,988	375,226,225	21,606,657,741
2021	381,307,393	22,143,117,328	5,553,967	1,823,855,831	386,861,360	23,966,973,159
2022	373,961,896	24,467,026,579	5,546,709	1,837,045,285	379,508,605	26,304,071,864
2023	371,038,056	24,764,640,819	5,120,944	1,824,057,952	376,159,000	26,588,698,771
2024	361,065,228	24,649,398,457	5,022,624	1,754,918,790	366,087,852	26,404,317,247



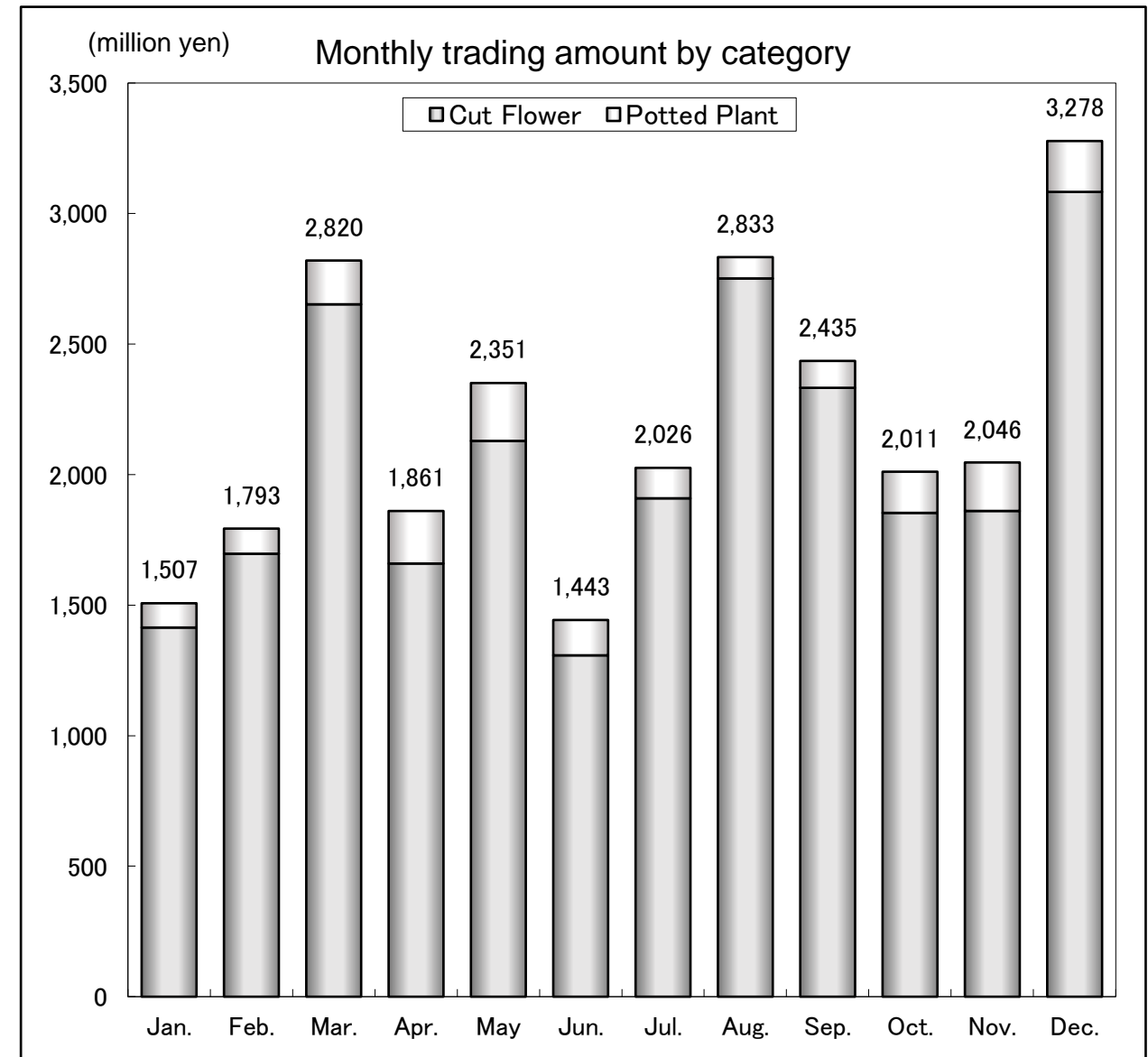
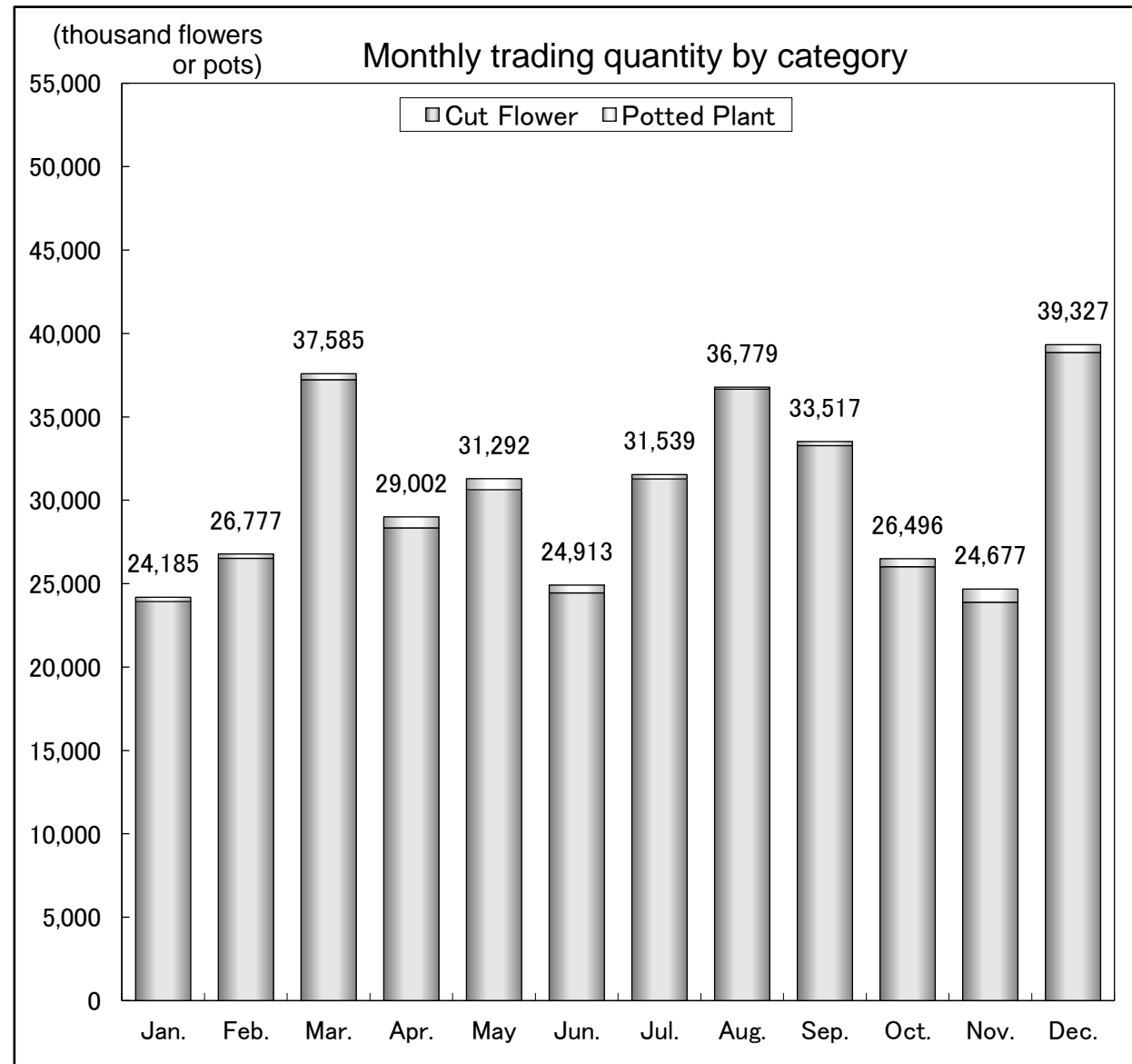
# Reference data

1. Monthly trading volume by category

(Units: flower or pot for quantity, yen for amount)

Category	Month	Jan.	Feb.	Mar.	Apr.	May	Jun.	Jul.	Aug.	Sep.	Oct.	Nov.	Dec.	Total
	Cut Flower	Quantity	23,926,803	26,518,863	37,226,908	28,343,419	30,628,790	24,445,816	31,276,219	36,659,014	33,275,053	26,016,565	23,887,114	38,860,664
Amount		1,414,109,663	1,696,845,143	2,652,334,448	1,659,372,924	2,129,051,509	1,307,639,872	1,909,225,713	2,751,419,555	2,332,422,191	1,853,369,951	1,860,742,537	3,082,864,951	24,649,398,457
Unit Price		59	64	71	59	70	53	61	75	70	71	78	79	68
Potted Plant	Quantity	258,247	258,232	358,096	658,870	662,922	466,946	262,390	119,796	241,888	479,440	789,917	465,880	5,022,624
	Amount	93,026,599	96,281,921	167,717,932	201,195,690	221,759,324	135,299,516	116,644,452	81,658,208	103,056,332	157,664,446	185,666,657	194,947,713	1,754,918,790
	Unit Price	360	373	468	305	335	290	445	682	426	329	235	418	349
Total	Quantity	24,185,050	26,777,095	37,585,004	29,002,289	31,291,712	24,912,762	31,538,609	36,778,810	33,516,941	26,496,005	24,677,031	39,326,544	366,087,852
	Share	6.6%	7.3%	10.3%	7.9%	8.5%	6.8%	8.6%	10.0%	9.2%	7.2%	6.7%	10.7%	100.0%
	Amount	1,507,136,262	1,793,127,064	2,820,052,380	1,860,568,614	2,350,810,833	1,442,939,388	2,025,870,165	2,833,077,763	2,435,478,523	2,011,034,397	2,046,409,194	3,277,812,664	26,404,317,247
	Share	5.7%	6.8%	10.7%	7.0%	8.9%	5.5%	7.7%	10.7%	9.2%	7.6%	7.8%	12.4%	100.0%

As for the shares, these figures have been rounded off to the first decimal and may not add up to 100.













## 3. Monthly trading volume by item (1) Cut flower

(Units: flower for quantity, yen for amount)

Item (scientific name)	Month	Jan.	Feb.	Mar.	Apr.	May	Jun.	Jul.	Aug.	Sep.	Oct.	Nov.	Dec.	Total	Share
		Quantity	682,134	647,948	776,646	238,585	77,970	12,280	100	6,880	8,190	88,785	345,288	388,784	3,273,590
	Amount	42,892,739	45,967,414	68,062,703	19,450,988	6,530,500	1,312,550	9,000	529,996	687,150	9,246,295	39,852,195	60,333,438	294,874,968	1.20%
	Unit Price	63	71	88	82	84	107	90	77	84	104	115	155	90	
	Quantity	861,657	942,571	1,191,083	1,197,969	1,052,638	751,146	659,926	674,179	758,659	804,342	816,067	788,229	10,498,466	2.91%
	Amount	32,352,935	37,433,150	91,501,645	41,511,257	47,125,680	21,284,656	21,321,879	23,769,690	31,138,962	38,098,748	47,621,790	53,953,420	487,113,812	1.98%
	Unit Price	38	40	77	35	45	28	32	35	41	47	58	68	46	
	Quantity	80	0	6,210	177,390	901,815	217,331	0	0	0	135	100	0	1,303,061	0.36%
	Amount	11,510	0	949,220	20,803,320	82,011,762	16,255,846	0	0	0	24,795	47,850	0	120,104,303	0.49%
	Unit Price	144	0	153	117	91	75	0	0	0	184	479	0	92	
	Quantity	70,608	96,198	114,820	206,911	126,751	118,823	78,456	49,160	79,725	94,045	84,865	50,641	1,171,003	0.32%
	Amount	7,442,740	10,220,505	14,221,766	16,674,419	13,968,650	9,357,705	8,159,770	6,617,960	10,196,310	12,931,155	11,751,004	7,575,116	129,117,100	0.52%
	Unit Price	105	106	124	81	110	79	104	135	128	137	138	150	110	
	Quantity	53,280	61,035	87,300	67,770	48,530	10,803	700	0	0	0	2,290	4,270	335,978	0.09%
	Amount	2,758,710	3,056,810	5,642,530	2,480,860	1,670,780	221,403	13,400	0	0	0	133,350	413,000	16,390,843	0.07%
	Unit Price	52	50	65	37	34	20	19	0	0	0	58	97	49	
	Quantity	1,448,274	1,967,449	1,850,576	344,567	41,035	1,925	640	440	320	480	146,467	692,397	6,494,570	1.80%
	Amount	63,737,667	86,888,810	94,439,704	13,966,270	2,781,595	407,196	100,300	58,050	77,500	115,600	5,092,895	38,062,440	305,728,027	1.24%
	Unit Price	44	44	51	41	68	212	157	132	242	241	35	55	47	
	Quantity	23,100	33,450	47,860	75,424	57,366	71,720	126,020	262,993	70,205	35,775	46,560	26,350	876,823	0.24%
	Amount	1,883,180	2,501,330	3,851,480	5,328,215	5,104,115	5,627,965	9,008,500	19,733,345	5,907,800	3,375,350	4,776,500	2,673,410	69,771,190	0.28%
	Unit Price	82	75	80	71	89	78	71	75	84	94	103	101	80	
	Quantity	112,084	126,140	183,984	220,843	70,290	30,300	12,220	1,920	6,860	58,710	87,741	81,267	992,359	0.27%
	Amount	5,932,080	7,693,564	14,984,050	10,199,188	4,767,360	1,963,435	664,010	106,370	368,040	3,430,880	5,724,546	8,691,524	64,525,047	0.26%
	Unit Price	53	61	81	46	68	65	54	55	54	58	65	107	65	
	Quantity	25,950	27,687	43,716	108,225	128,404	126,610	37,740	29,685	12,986	12,658	22,132	38,180	613,973	0.17%
	Amount	1,007,255	1,166,010	2,132,100	3,014,875	4,851,325	3,303,555	1,622,555	1,709,825	825,465	815,345	1,474,206	2,278,195	24,200,711	0.10%
	Unit Price	39	42	49	28	38	26	43	58	64	64	67	60	39	
	Quantity	87,056	102,161	118,123	145,240	113,234	84,351	97,928	53,345	90,521	164,417	108,761	72,245	1,237,382	0.34%
	Amount	14,458,221	15,719,718	25,612,200	17,069,557	14,813,421	8,324,642	9,816,738	7,492,788	14,936,587	25,967,864	22,958,617	18,687,750	195,858,103	0.79%
	Unit Price	166	154	217	118	131	99	100	140	165	158	211	259	158	
	Quantity	114,577	118,470	157,788	301,853	319,427	299,419	172,904	121,654	88,047	111,221	95,583	94,743	1,995,686	0.55%
	Amount	13,684,030	18,565,926	31,455,777	30,685,440	35,166,485	28,661,830	27,973,423	23,470,940	17,916,480	20,278,455	19,408,380	18,917,020	286,184,186	1.16%
	Unit Price	119	157	199	102	110	96	162	193	203	182	203	200	143	
	Quantity	12,550	21,380	19,750	12,150	8,510	5,540	8,540	42,185	164,243	214,220	67,430	21,740	598,238	0.17%
	Amount	512,450	782,150	536,940	362,760	394,100	240,450	312,590	1,582,995	7,231,865	9,658,566	2,894,985	749,540	25,259,391	0.10%
	Unit Price	41	37	27	30	46	43	37	38	44	45	43	34	42	
	Quantity	160	60	330	1,080	24,816	169,393	467,947	1,147,139	720,507	368,542	132,459	23,883	3,056,316	0.85%
	Amount	25,100	12,400	96,850	108,800	2,333,470	7,625,745	19,051,935	55,831,431	39,075,256	23,918,975	9,188,547	1,444,231	158,712,740	0.64%
	Unit Price	157	207	293	101	94	45	41	49	54	65	69	60	52	
	Quantity	32,550	32,315	57,850	50,480	56,510	46,620	55,060	49,540	51,050	49,170	48,360	46,470	575,975	0.16%
	Amount	6,417,520	6,973,380	13,479,380	9,768,260	10,314,750	7,177,200	8,777,426	9,009,610	9,225,100	10,236,060	10,707,540	12,095,520	114,181,746	0.46%
	Unit Price	197	216	233	194	183	154	159	182	181	208	221	260	198	
	Quantity	163,940	215,840	233,400	285,350	314,140	286,710	313,570	389,815	262,502	246,200	209,745	153,810	3,075,022	0.85%
	Amount	6,601,610	8,363,991	11,193,566	7,322,680	10,200,415	6,802,668	10,738,268	17,887,290	11,869,255	10,483,800	10,096,565	8,768,440	120,328,548	0.49%
	Unit Price	40	39	48	26	32	24	34	46	45	43	48	57	39	
	Quantity	60,663	87,436	141,376	141,608	114,669	54,607	28,255	17,471	21,945	26,530	24,442	30,473	749,475	0.21%
	Amount	3,464,525	5,109,880	10,559,694	8,537,160	7,375,055	2,725,930	1,655,515	1,626,940	1,956,175	2,557,340	2,632,820	3,268,705	51,469,739	0.21%
	Unit Price	57	58	75	60	64	50	59	93	89	96	108	107	69	
	Quantity	643,165	856,840	1,012,387	145,795	0	0	250	100	100	749	83,750	217,700	2,960,836	0.82%
	Amount	41,093,275	55,754,446	78,081,154	8,835,125	0	0	75,500	25,000	22,500	139,980	7,799,720	22,314,470	214,141,170	0.87%
	Unit Price	64	65	77	61	0	0	302	250	225	187	93	103	72	

3. Monthly trading volume by item (1) Cut flower

(Units: flower for quantity, yen for amount)

Item (scientific name)	Month	Jan.	Feb.	Mar.	Apr.	May	Jun.	Jul.	Aug.	Sep.	Oct.	Nov.	Dec.	Total	Share
Freesia	Quantity	129,855	211,835	272,695	61,585	0	0	100	0	0	0	11,720	72,350	760,140	0.21%
	Amount	7,027,035	9,751,680	14,585,280	2,802,045	0	0	14,000	0	0	0	737,800	6,431,165	41,349,005	0.17%
	Unit Price	54	46	53	45	0	0	140	0	0	0	63	89	54	
Iris	Quantity	63,645	81,390	112,935	16,510	1,500	0	0	0	0	22,460	85,005	163,505	546,950	0.15%
	Amount	2,841,765	3,442,175	5,992,870	848,865	96,500	0	0	0	0	1,219,500	4,372,000	11,005,175	29,818,850	0.12%
	Unit Price	45	42	53	51	64	0	0	0	0	54	51	67	55	
Narcissus	Quantity	138,350	33,513	10,470	1,285	300	0	90	0	0	0	1,412	49,826	235,246	0.07%
	Amount	5,434,672	1,074,255	437,580	40,660	12,300	0	4,500	0	0	0	172,935	3,610,890	10,787,792	0.04%
	Unit Price	39	32	42	32	41	0	50	0	0	0	122	72	46	
Gladiolus	Quantity	70,465	94,295	83,205	73,430	145,985	145,006	253,315	262,940	238,815	139,405	122,925	61,925	1,691,711	0.47%
	Amount	7,772,010	8,773,190	8,088,170	8,656,510	14,091,220	11,884,970	18,404,705	22,130,630	19,165,530	14,473,230	12,633,185	8,909,240	154,982,590	0.63%
	Unit Price	110	93	97	118	97	82	73	84	80	104	103	144	92	
Iris domestica	Quantity	0	120	0	0	0	5,070	20,088	3,840	4,020	3,595	330	0	37,063	0.01%
	Amount	0	10,050	0	0	0	709,750	2,430,610	421,690	401,215	312,370	16,250	0	4,301,935	0.02%
	Unit Price	0	84	0	0	0	140	121	110	100	87	49	0	116	
Sunflower (Helianthus annuus)	Quantity	17,300	28,550	76,025	232,385	563,151	739,677	848,758	657,664	412,923	167,827	68,585	31,205	3,844,050	1.06%
	Amount	785,330	1,289,815	4,658,115	11,471,755	29,880,495	36,213,634	49,697,050	50,072,008	24,220,373	7,424,603	3,336,165	1,776,305	220,825,648	0.90%
	Unit Price	45	45	61	49	53	49	59	76	59	44	49	57	57	
Calamus (Acorus calamus)	Quantity	0	200	0	154,960	212,687	2,055	0	0	0	0	20	0	369,922	0.10%
	Amount	0	5,500	0	12,450,892	15,172,817	93,290	0	0	0	0	705	0	27,723,204	0.11%
	Unit Price	0	28	0	80	71	45	0	0	0	0	35	0	75	
Other cut flowers	Quantity	1,527,809	2,366,221	2,339,953	1,696,985	1,944,664	1,570,801	1,735,037	1,766,081	1,980,603	1,497,487	1,188,094	2,332,042	21,945,777	6.08%
	Amount	96,085,588	136,427,712	169,338,698	118,415,112	138,942,838	107,741,519	122,410,729	128,313,203	139,293,149	107,399,796	91,531,153	181,208,025	1,537,107,522	6.24%
	Unit Price	63	58	72	70	71	69	71	73	70	72	77	78	70	
Cymbidium	Quantity	48,535	47,293	43,499	36,688	27,143	12,966	13,676	17,969	17,392	18,783	33,965	98,140	416,049	0.12%
	Amount	14,536,164	13,950,293	16,263,574	13,065,685	11,149,689	9,183,439	13,408,844	18,124,987	16,457,855	14,702,640	18,238,877	59,006,815	218,088,862	0.88%
	Unit Price	299	295	374	356	411	708	980	1,009	946	783	537	601	524	
Dendrobium phalaenopsis	Quantity	506,543	524,997	768,838	524,940	502,076	374,652	412,880	791,995	829,590	659,304	639,105	887,594	7,422,514	2.06%
	Amount	18,384,735	20,912,910	35,591,995	21,955,459	29,392,962	21,271,959	26,041,005	44,098,532	39,927,155	29,599,533	32,849,225	48,864,866	368,890,336	1.50%
	Unit Price	36	40	46	42	59	57	63	56	48	45	51	55	50	
Phalaenopsis aphrodite	Quantity	72,137	72,789	74,965	77,279	80,955	68,924	68,847	66,252	63,843	71,231	72,014	92,557	881,793	0.24%
	Amount	36,943,615	37,393,153	41,784,355	38,695,758	33,482,956	24,757,298	36,110,389	46,421,101	39,832,421	43,635,851	42,182,956	56,801,969	478,041,822	1.94%
	Unit Price	512	514	557	501	414	359	525	701	624	613	586	614	542	
Oncidium	Quantity	229,376	183,067	220,046	176,060	180,702	150,537	135,631	119,053	298,814	275,708	236,349	267,632	2,472,975	0.68%
	Amount	21,494,160	24,535,056	34,258,895	28,765,250	24,954,050	17,120,306	25,864,225	35,851,848	25,331,457	26,990,631	33,714,124	48,995,400	347,875,402	1.41%
	Unit Price	94	134	156	163	138	114	191	301	85	98	143	183	141	
Other orchid	Quantity	55,968	64,534	95,345	93,599	109,728	68,528	87,601	99,120	91,655	109,236	92,137	103,642	1,071,093	0.30%
	Amount	6,509,101	7,488,976	11,211,051	9,883,733	11,189,508	6,919,759	11,117,181	12,222,571	10,258,354	11,389,106	11,663,452	11,904,172	121,756,964	0.49%
	Unit Price	116	116	118	106	102	101	127	123	112	104	127	115	114	
Wildflower (※)	Quantity	38,903	60,197	65,441	87,530	90,468	91,123	107,041	131,832	198,889	247,382	271,348	142,543	1,532,697	0.42%
	Amount	4,151,719	5,969,649	7,921,159	10,343,639	11,010,750	11,100,513	14,732,884	17,686,633	24,102,921	29,950,175	30,366,163	15,378,168	182,714,373	0.74%
	Unit Price	107	99	121	118	122	122	138	134	121	121	112	108	119	
Lotus (Nelumbo nucifera)	Quantity	0	40	60	80	0	5	19,491	484,069	406	1,440	980	3,370	509,941	0.14%
	Amount	0	120	320	1,501	0	1,500	2,164,530	51,261,682	20,000	53,926	53,010	127,360	53,683,949	0.22%
	Unit Price	0	3	5	19	0	300	111	106	49	37	54	38	105	
Rohdea japonica	Quantity	0	20	0	0	0	0	0	0	100	6,270	15,850	125,500	147,740	0.04%
	Amount	0	4,000	0	0	0	0	0	0	15,000	487,500	1,416,100	11,531,085	13,453,685	0.05%
	Unit Price	0	200	0	0	0	0	0	0	150	78	89	92	91	
Traditional item	Quantity	15,467	18,508	17,696	18,956	41,718	44,485	58,402	38,569	41,091	40,180	51,708	77,030	463,810	0.13%
	Amount	1,965,675	2,121,680	2,709,024	2,449,970	4,628,663	4,191,785	6,376,247	5,405,115	5,649,880	5,347,292	6,622,885	7,100,335	54,568,551	0.22%
	Unit Price	127	115	153	129	111	94	109	140	137	133	128	92	118	



## 3. Monthly trading volume by item (1) Cut flower

(Units: flower for quantity, yen for amount)

Item (scientific name)	Month	Jan.	Feb.	Mar.	Apr.	May	Jun.	Jul.	Aug.	Sep.	Oct.	Nov.	Dec.	Total	Share
		Quantity	158,890	168,158	169,091	116,297	197,383	203,116	281,022	352,480	270,489	208,390	216,680	284,071	2,626,067
Sakaki	Amount	13,268,185	13,650,260	15,961,853	15,423,863	15,934,864	17,077,215	27,225,775	24,281,570	23,132,895	18,977,367	18,201,058	22,928,580	226,063,485	0.92%
	Unit Price	84	81	94	133	81	84	97	69	86	91	84	81	86	
	Quantity	24,452	19,445	53,674	41,647	60,830	48,260	72,334	70,665	51,547	44,405	87,513	3,004,687	3,579,459	0.99%
Pine (Pinus thunbergii)	Amount	840,324	1,518,856	3,528,909	1,807,240	1,857,995	2,042,078	2,891,392	1,892,131	1,927,220	2,055,452	3,123,834	192,240,006	215,725,437	0.88%
	Unit Price	34	78	66	43	31	42	40	27	37	46	36	64	60	
	Quantity	64,802	531,243	198,964	41,253	70	28	0	0	5	3,665	6,130	1,209,914	2,056,074	0.57%
Cherry, plum, peach (Prunus)	Amount	9,859,915	48,651,279	41,965,475	13,093,854	9,040	90,000	0	0	2,000	854,075	1,425,747	35,908,102	151,859,487	0.62%
	Unit Price	152	92	211	317	129	3,214	0	0	400	233	233	30	74	
	Quantity	332,367	329,668	579,383	440,315	479,190	344,136	533,052	644,220	541,002	366,718	368,108	543,746	5,501,905	1.52%
Eurya japonica	Amount	13,190,019	16,012,890	28,365,405	19,638,734	20,672,644	18,053,358	26,432,739	37,297,891	25,925,871	15,402,587	18,212,360	28,103,686	267,308,184	1.08%
	Unit Price	40	49	49	45	43	52	50	58	48	42	49	52	49	
	Quantity	16,184	20,444	56,268	32,775	34,938	39,762	58,376	73,600	69,271	35,385	40,463	58,859	536,325	0.15%
Japanese star anise (Illicium anisatum)	Amount	3,766,475	5,184,440	13,097,240	7,720,290	8,689,275	9,798,255	14,106,880	17,602,390	17,366,691	7,746,430	9,631,725	12,976,190	127,686,281	0.52%
	Unit Price	233	254	233	236	249	246	242	239	251	219	238	220	238	
	Quantity	37,532	39,002	83,311	71,012	84,012	77,728	356,838	359,867	174,344	76,868	75,760	80,501	1,516,775	0.42%
Japanese Umbrella pine (Sciadopitys verticillata)	Amount	3,210,027	3,324,662	6,225,488	4,485,402	6,373,927	5,858,170	26,912,467	25,937,448	14,745,234	6,009,173	6,717,344	6,994,518	116,793,860	0.47%
	Unit Price	86	85	75	63	76	75	75	72	85	78	89	87	77	
	Quantity	78,012	130,840	182,590	60,663	4,894	375	0	0	30	360	1,055	100	458,919	0.13%
Spirea (Spiraea Cantoniensis)	Amount	11,239,527	16,717,630	23,614,880	6,265,070	226,705	56,250	0	0	3,000	32,500	94,745	7,500	58,257,807	0.24%
	Unit Price	144	128	129	103	46	150	0	0	100	90	90	75	127	
	Quantity	4,845	0	0	0	0	20	0	0	30	0	130	803,570	808,595	0.22%
Sarcandra glabra	Amount	675,505	0	0	0	0	4,000	0	0	7,950	0	31,400	131,756,410	132,475,265	0.54%
	Unit Price	139	0	0	0	0	200	0	0	265	0	242	164	164	
	Quantity	746,642	929,842	1,107,374	914,475	978,180	849,638	1,321,763	1,135,797	1,051,195	1,247,353	1,494,176	1,900,578	13,677,013	3.79%
Other branches	Amount	60,533,476	79,391,852	88,924,849	75,818,426	93,702,853	69,162,347	98,703,057	104,935,715	93,319,183	109,809,959	123,262,588	140,767,568	1,138,331,873	4.62%
	Unit Price	81	85	80	83	96	81	75	92	89	88	82	74	83	
	Quantity	317,754	312,415	402,506	312,333	336,510	171,535	291,750	237,240	277,817	247,475	272,435	322,955	3,502,725	0.97%
Leather fan (Rumohra adiantiformis)	Amount	7,571,690	7,690,245	14,018,145	13,550,655	10,876,645	6,373,310	8,438,576	10,081,068	9,324,517	7,563,799	7,105,420	9,843,700	112,437,770	0.46%
	Unit Price	24	25	35	43	32	37	29	42	34	31	26	30	32	
	Quantity	0	5,780	22,940	46,750	96,224	60,520	32,130	10,360	20,110	3,200	400	0	298,414	0.08%
Polygonatum falcatum	Amount	0	377,700	1,460,420	2,614,550	3,835,865	2,470,630	1,522,110	683,640	1,069,780	223,100	28,000	0	14,285,795	0.06%
	Unit Price	0	65	64	56	40	41	47	66	53	70	70	0	48	
	Quantity	93,520	92,200	129,726	136,415	125,505	103,265	138,240	140,065	143,949	143,865	122,585	138,315	1,507,650	0.42%
Dypsis lutescens	Amount	2,843,360	3,501,440	5,732,740	5,375,365	4,198,133	3,574,619	4,315,860	5,024,225	4,297,930	3,528,165	3,626,660	4,305,550	50,324,047	0.20%
	Unit Price	30	38	44	39	33	35	31	36	30	25	30	31	33	
	Quantity	856,502	934,599	1,316,033	1,265,616	1,427,104	1,031,958	1,186,676	1,047,010	1,084,389	1,081,764	1,036,241	1,265,624	13,533,516	3.75%
Other leaves	Amount	30,183,702	35,278,088	60,662,475	55,359,602	57,656,861	36,644,180	42,613,055	43,710,775	41,604,364	40,451,258	38,527,538	49,716,795	532,408,693	2.16%
	Unit Price	35	38	46	44	40	36	36	42	38	37	37	39	39	
	Quantity	23,926,803	26,518,863	37,226,908	28,343,419	30,628,790	24,445,816	31,276,219	36,659,014	33,275,053	26,016,565	23,887,114	38,860,664	361,065,228	100.00%
Total	Amount	1,414,109,663	1,696,845,143	2,652,334,448	1,659,372,924	2,129,051,509	1,307,639,872	1,909,225,713	2,751,419,555	2,332,422,191	1,853,369,951	1,860,742,537	3,082,864,951	24,649,398,457	100.00%
	Unit Price	59	64	71	59	70	53	61	75	70	71	78	79	68	

※ Leucospermum cordifolium / Leucadendron / Banksia / Chamelausium / Serruria florida / Anigozanthos / Actinotus helianthi / Protea madiensis / etc.

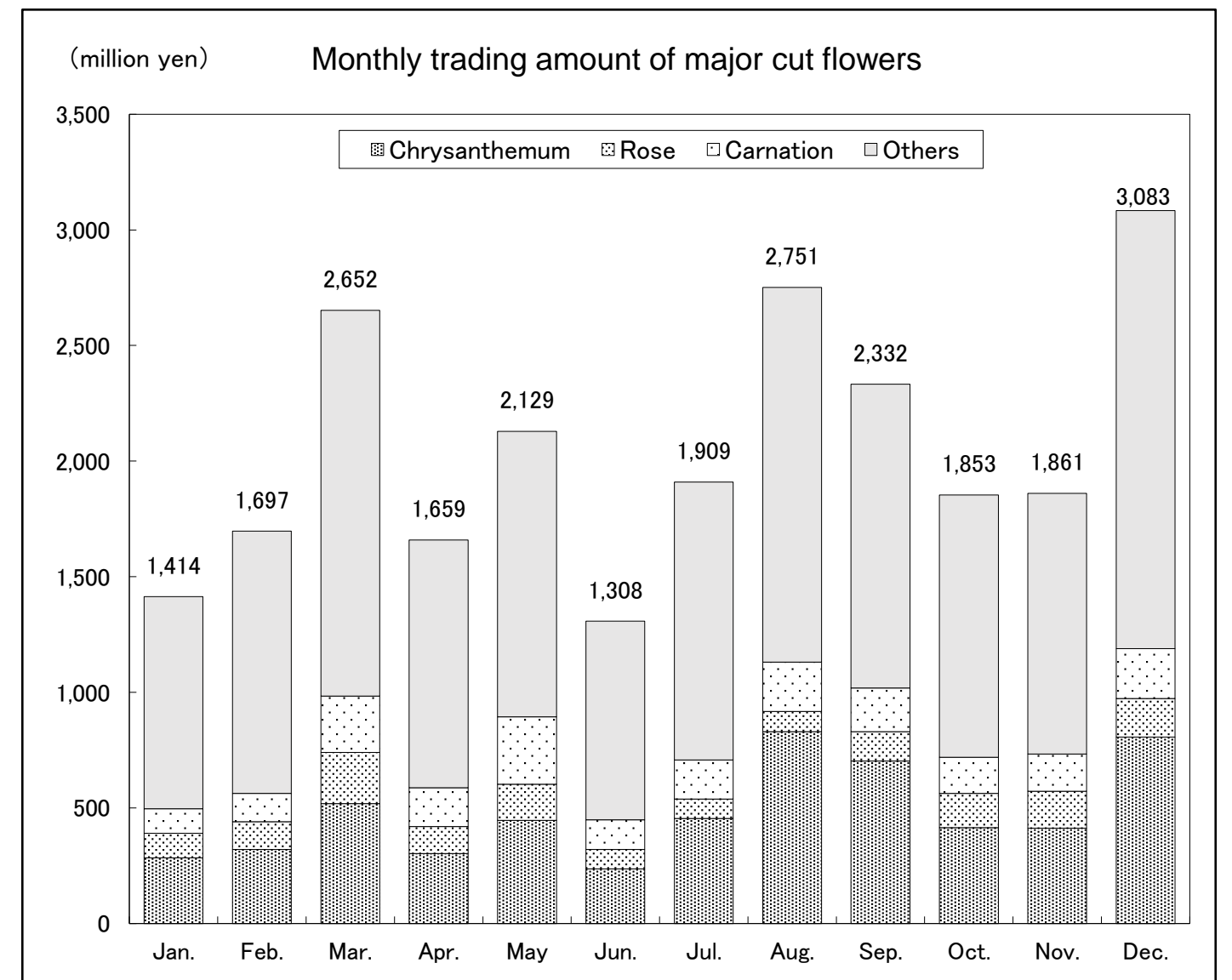
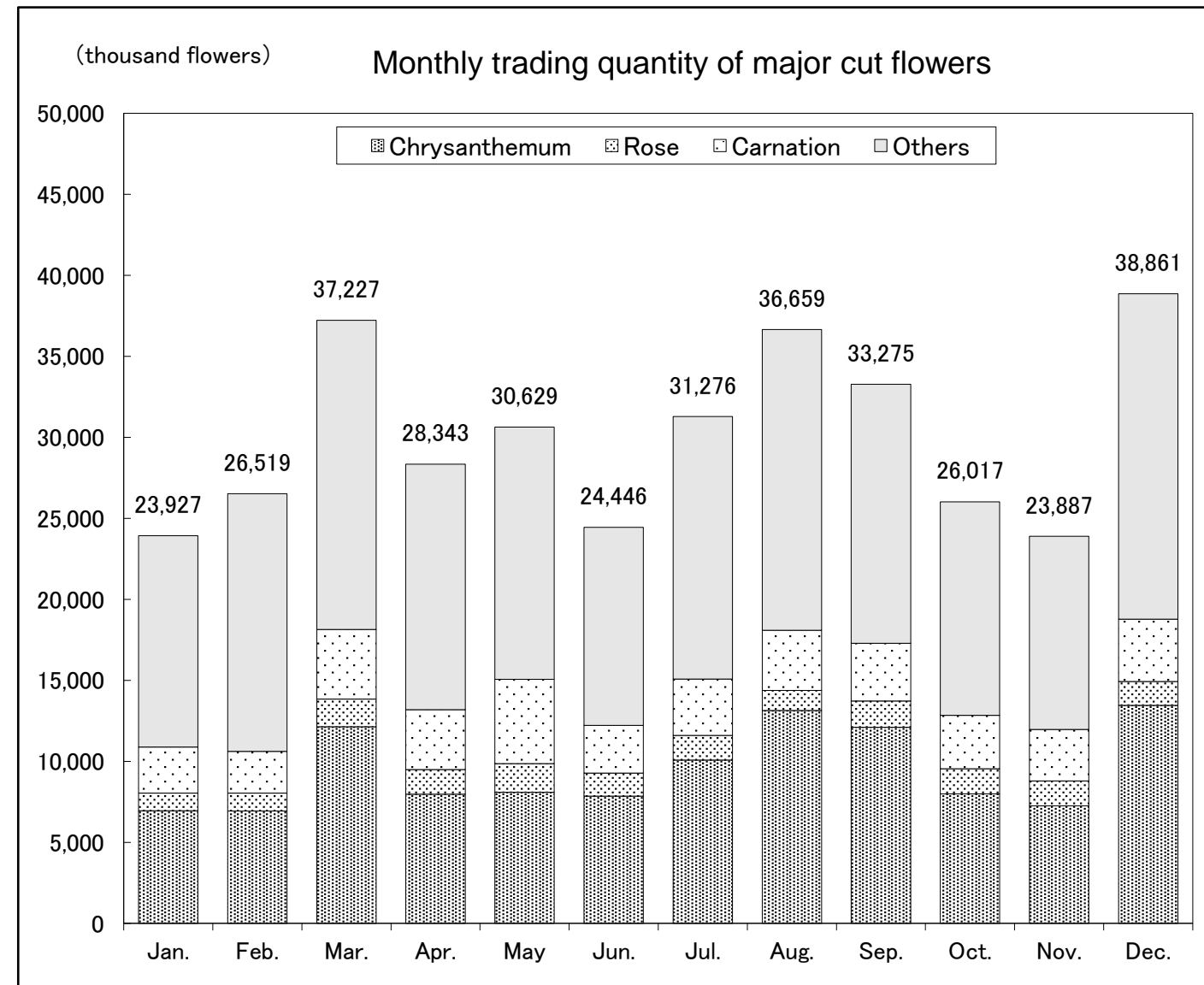
As for the shares, these figures have been rounded off to the second decimal and may not add up to 100.

3. Monthly trading volume by item (1) Cut flower ※ Monthly trading volume of major cut flowers

(Units: flower for quantity, yen for amount)

Item (scientific name)	Month	Jan.	Feb.	Mar.	Apr.	May	Jun.	Jul.	Aug.	Sep.	Oct.	Nov.	Dec.	Total	Share
	Chrysanthemum	Quantity	6,947,639	6,927,508	12,143,165	7,963,267	8,094,199	7,855,665	10,074,905	13,135,864	12,107,824	7,984,902	7,244,006	13,456,624	113,935,568
	Amount	284,015,200	320,632,175	518,139,315	302,701,301	446,714,026	236,433,523	455,041,212	829,820,363	702,534,767	414,753,093	412,414,058	806,472,702	5,729,671,735	23.24%
Rose	Quantity	1,082,960	1,110,829	1,697,248	1,530,993	1,769,701	1,411,729	1,524,439	1,234,260	1,623,065	1,554,870	1,541,494	1,470,540	17,552,128	4.86%
	Amount	106,830,239	120,221,115	221,782,725	116,394,421	155,607,689	84,559,567	83,687,507	87,853,959	127,169,634	148,541,061	160,002,056	166,794,713	1,579,444,686	6.41%
Carnation	Quantity	2,843,101	2,580,023	4,294,632	3,698,083	5,192,993	2,955,348	3,479,916	3,710,409	3,556,819	3,294,100	3,179,180	3,852,619	42,637,223	11.81%
	Amount	105,420,361	122,009,242	244,043,345	168,720,501	291,799,299	127,816,667	168,386,299	213,062,177	189,184,221	156,065,082	160,434,284	215,183,150	2,162,124,628	8.77%
Others	Quantity	13,053,103	15,900,503	19,091,863	15,151,076	15,571,897	12,223,074	16,196,959	18,578,481	15,987,345	13,182,693	11,922,434	20,080,881	186,940,309	51.77%
	Amount	917,843,863	1,133,982,611	1,668,369,063	1,071,556,701	1,234,930,495	858,830,115	1,202,110,695	1,620,683,056	1,313,533,569	1,134,010,715	1,127,892,139	1,894,414,386	15,178,157,408	61.58%

As for the shares, these figures have been rounded off to the second decimal and may not add up to 100.



## 3. Monthly trading volume by item (2) Potted Plant

(Units: pot for quantity, yen for amount)

Item	Month	Jan.	Feb.	Mar.	Apr.	May	Jun.	Jul.	Aug.	Sep.	Oct.	Nov.	Dec.	Total	Share
		Quantity	162	1,398	784	469	314	358	347	20	125	46	24	249	4,296
Amount	79,990	880,840	293,310	686,580	360,400	832,251	1,309,160	34,400	79,020	49,400	15,000	110,730	4,731,081	0.27%	
Unit Price	494	630	374	1,464	1,148	2,325	3,773	1,720	632	1,074	625	445	1,101		
Cattleya	Quantity	98	264	267	405	138	100	101	44	60	106	136	22	1,741	0.03%
Amount	101,750	239,100	232,330	213,812	99,402	44,620	121,444	33,040	163,000	113,150	111,060	42,010	1,514,718	0.09%	
Unit Price	1,038	906	870	528	720	446	1,202	751	2,717	1,067	817	1,910	870		
Phalaenopsis aphrodite	Quantity	7,639	7,473	13,425	13,058	12,326	11,422	11,150	9,055	9,933	11,882	10,844	9,467	127,674	2.54%
Amount	47,191,590	45,042,650	95,072,320	81,984,938	57,303,836	67,490,670	71,021,278	55,292,704	57,933,322	85,012,922	79,168,986	57,923,917	800,439,133	45.61%	
Unit Price	6,178	6,027	7,082	6,279	4,649	5,909	6,370	6,106	5,832	7,155	7,301	6,119	6,269		
Cymbidium	Quantity	2,605	989	412	33	0	0	0	0	0	204	2,189	8,203	14,635	0.29%
Amount	5,060,115	1,792,820	812,210	74,650	0	0	0	0	0	588,160	8,045,860	32,080,504	48,454,319	2.76%	
Unit Price	1,942	1,813	1,971	2,262	0	0	0	0	0	2,883	3,676	3,911	3,311		
Dendrobium	Quantity	1,615	1,419	2,438	1,640	351	0	0	0	0	0	286	1,074	8,823	0.18%
Amount	905,690	1,240,695	2,137,290	961,178	177,560	0	0	0	0	0	246,500	807,570	6,476,483	0.37%	
Unit Price	561	874	877	586	506	0	0	0	0	0	862	752	734		
Oncidium	Quantity	13	28	7	15	0	8	0	61	0	0	2	133	267	0.01%
Amount	24,200	18,800	12,600	3,000	0	48,000	0	45,000	0	0	5,000	108,430	265,030	0.02%	
Unit Price	1,862	671	1,800	200	0	6,000	0	738	0	0	2,500	815	993		
Miltonia	Quantity	0	0	0	0	0	0	0	0	5	39	0	0	44	0.00%
Amount	0	0	0	0	0	0	0	0	0	6,000	31,410	0	0	37,410	0.00%
Unit Price	0	0	0	0	0	0	0	0	0	1,200	805	0	0	850	
Formidable	Quantity	0	0	0	265	286	24	101	20	0	0	0	0	696	0.01%
Amount	0	0	0	243,040	273,920	15,840	261,960	39,120	0	0	0	0	0	833,880	0.05%
Unit Price	0	0	0	917	958	660	2,594	1,956	0	0	0	0	0	1,198	
Vanda	Quantity	14	6	21	26	119	37	24	41	26	20	8	28	370	0.01%
Amount	42,000	13,600	39,700	35,245	440,850	18,408	12,600	47,440	20,040	26,960	7,200	24,500	728,543	0.04%	
Unit Price	3,000	2,267	1,890	1,356	3,705	498	525	1,157	771	1,348	900	875	1,969		
Dendrobium phalaenopsis	Quantity	0	1	0	0	0	8	0	194	227	77	4	15	526	0.01%
Amount	0	5,500	0	0	0	3,680	0	324,600	242,050	42,394	16,000	3,750	637,974	0.04%	
Unit Price	0	5,500	0	0	0	460	0	1,673	1,066	551	4,000	250	1,213		
Odontoglossum	Quantity	0	0	0	8	0	0	0	0	0	0	0	0	8	0.00%
Amount	0	0	0	4,000	0	0	0	0	0	0	0	0	0	4,000	0.00%
Unit Price	0	0	0	500	0	0	0	0	0	0	0	0	0	500	
Foliage	Quantity	16,263	19,219	25,689	45,933	43,083	48,682	45,353	23,842	31,440	35,471	32,791	14,046	381,812	7.60%
Amount	8,185,361	11,631,108	17,339,665	25,738,455	23,017,461	25,923,182	24,709,064	13,672,999	15,197,696	16,408,968	13,918,943	5,991,051	201,733,953	11.50%	
Unit Price	503	605	675	560	534	533	545	573	483	463	424	427	528		
Reed rhaps (bamboo)	Quantity	28	32	42	28	34	125	56	19	64	37	80	31	576	0.01%
Amount	70,260	90,540	132,380	64,600	37,200	264,080	145,800	54,520	104,900	72,060	160,550	75,040	1,271,930	0.07%	
Unit Price	2,509	2,829	3,152	2,307	1,094	2,113	2,604	2,869	1,639	1,948	2,007	2,421	2,208		
Succulent plants	Quantity	7,463	8,164	9,571	12,898	10,286	15,526	9,700	6,090	12,088	12,405	11,500	5,209	120,900	2.41%
Amount	1,710,807	1,913,045	2,231,389	2,541,224	2,041,661	2,895,612	1,935,114	1,338,574	3,293,604	3,716,467	2,595,543	1,186,437	27,399,477	1.56%	
Unit Price	229	234	233	197	198	187	199	220	272	300	226	228	227		
Plants with fruit	Quantity	231	653	2,065	1,975	1,460	1,869	1,539	1,438	3,752	7,875	5,803	4,009	32,669	0.65%
Amount	119,110	202,940	986,677	947,651	589,362	911,335	553,570	1,082,380	1,514,764	3,264,373	2,006,133	2,484,650	14,662,945	0.84%	
Unit Price	516	311	478	480	404	488	360	753	404	415	346	620	449		
Japanese style plants, Bonsai	Quantity	2,888	1,639	2,949	3,850	2,268	2,317	2,517	725	1,213	3,457	3,660	10,177	37,660	0.75%
Amount	1,041,814	542,980	726,290	408,358	286,984	470,213	301,110	148,960	418,698	660,441	945,547	15,330,230	21,281,625	1.21%	
Unit Price	361	331	246	106	127	203	120	205	345	191	258	1,506	565		
Other flowering trees	Quantity	5,953	8,590	21,063	14,542	7,510	8,122	3,794	2,790	8,889	28,170	19,407	9,716	138,546	2.76%
Amount	2,195,932	3,287,553	6,398,006	3,853,141	2,361,429	2,381,642	1,283,724	767,566	2,344,787	8,733,273	4,774,708	2,555,425	40,937,186	2.33%	
Unit Price	369	383	304	265	314	293	338	275	264	310	246	263	295		
Hydrangea	Quantity	198	1,143	6,140	31,742	50,096	10,436	1,092	132	77	42	21	0	101,119	2.01%
Amount	46,740	335,260	4,480,846	29,973,448	47,542,783	5,119,996	329,505	32,120	17,644	19,500	10,740	0	87,908,582	5.01%	
Unit Price	236	293	730	944	949	491	302	243	229	464	511	0	869		

## 3. Monthly trading volume by item (2) Potted Plant

(Units: pot for quantity, yen for amount)

Item	Month	Jan.	Feb.	Mar.	Apr.	May	Jun.	Jul.	Aug.	Sep.	Oct.	Nov.	Dec.	Total	Share
Rhododendron	Quantity	0	411	932	517	48	0	0	0	0	40	43	0	1,991	0.04%
	Amount	0	223,700	599,390	145,931	26,120	0	0	0	0	5,360	8,900	0	1,009,401	0.06%
	Unit Price	0	544	643	282	544	0	0	0	0	134	207	0	507	
Hibiscus	Quantity	0	0	0	1,042	4,868	11,927	7,971	776	271	44	0	0	26,899	0.54%
	Amount	0	0	0	340,100	2,130,792	3,620,223	1,849,936	211,755	85,830	12,640	0	0	8,251,276	0.47%
	Unit Price	0	0	0	326	438	304	232	273	317	287	0	0	307	
Rose	Quantity	2,418	1,621	5,842	10,500	8,981	2,912	2,024	399	3,354	5,285	5,796	2,160	51,292	1.02%
	Amount	356,269	343,224	1,602,567	2,961,331	3,237,926	342,813	166,008	41,910	289,641	904,407	897,058	264,486	11,407,640	0.65%
	Unit Price	147	212	274	282	361	118	82	105	86	171	155	122	222	
Other potted flowers	Quantity	21,891	52,702	65,400	77,680	157,278	36,941	23,039	7,888	25,164	22,608	10,201	6,531	507,323	10.10%
	Amount	7,308,368	14,597,111	18,050,216	21,038,161	61,607,681	8,793,629	6,543,289	2,590,869	8,635,703	5,704,892	2,530,990	2,315,796	159,716,705	9.10%
	Unit Price	334	277	276	271	392	238	284	328	343	252	248	355	315	
Clematis	Quantity	0	457	1,329	4,433	1,070	22	24	0	60	0	156	66	7,617	0.15%
	Amount	0	63,992	803,866	2,278,083	689,710	17,200	9,228	0	9,200	0	42,540	37,780	3,951,599	0.23%
	Unit Price	0	140	605	514	645	782	385	0	153	0	273	572	519	
Cyclamen	Quantity	17,876	1,681	90	0	0	0	0	0	2,775	35,354	89,220	75,527	222,523	4.43%
	Amount	3,512,696	146,110	6,660	0	0	0	0	0	505,230	7,521,345	30,013,691	40,088,964	81,794,696	4.66%
	Unit Price	197	87	74	0	0	0	0	0	182	213	336	531	368	
Other bulbous plants	Quantity	11,419	8,033	2,889	1,394	546	249	271	120	35	32	1,195	3,680	29,863	0.59%
	Amount	2,445,574	1,616,060	387,411	290,226	170,124	101,250	81,133	30,000	6,300	12,590	227,034	955,008	6,322,710	0.36%
	Unit Price	214	201	134	208	312	407	299	250	180	393	190	260	212	
Tulip	Quantity	5,562	5,852	1,498	243	0	0	0	0	0	40	0	0	13,195	0.26%
	Amount	1,498,405	1,436,372	383,574	16,695	0	0	0	0	0	15,200	0	0	3,350,246	0.19%
	Unit Price	269	245	256	69	0	0	0	0	0	380	0	0	254	
Other liliium	Quantity	616	2,972	2,419	365	224	149	26	0	0	0	0	0	6,771	0.13%
	Amount	47,124	257,888	178,633	31,506	73,920	10,088	5,000	0	0	0	0	0	604,159	0.03%
	Unit Price	77	87	74	86	330	68	192	0	0	0	0	0	89	
Chrysanthemum	Quantity	258	2,470	596	596	2,334	3,121	2,567	5,000	12,210	12,636	5,201	277	47,266	0.94%
	Amount	54,580	178,577	104,360	77,500	299,452	331,447	234,538	493,922	1,755,969	3,596,667	999,990	46,836	8,173,838	0.47%
	Unit Price	212	72	175	130	128	106	91	99	144	285	192	169	173	
Primula	Quantity	52,457	29,346	21,017	1,407	0	0	0	0	244	15,550	28,648	51,758	200,427	3.99%
	Amount	4,087,020	2,232,559	1,651,003	58,818	0	0	0	0	14,000	1,070,833	2,488,524	3,796,954	15,399,711	0.88%
	Unit Price	78	76	79	42	0	0	0	0	57	69	87	73	77	
Begonia	Quantity	3,049	3,683	6,594	6,701	7,735	5,617	4,202	1,046	3,503	3,234	3,500	1,572	50,436	1.00%
	Amount	1,414,323	1,480,082	3,291,643	2,328,269	2,789,527	1,246,709	552,045	173,442	1,010,478	1,274,844	799,223	483,502	16,844,087	0.96%
	Unit Price	464	402	499	347	361	222	131	166	288	394	228	308	334	
Poinsettia	Quantity	0	0	0	0	0	0	0	0	48	3,521	27,473	17,080	48,122	0.96%
	Amount	0	0	0	0	0	0	0	0	19,120	1,484,439	13,293,456	7,729,141	22,526,156	1.28%
	Unit Price	0	0	0	0	0	0	0	0	398	422	484	453	468	
Root rapping item	Quantity	0	0	0	0	0	0	0	0	0	0	0	0	0	0.00%
	Amount	0	0	0	0	0	0	0	0	0	0	0	0	0	0.00%
	Unit Price	0	0	0	0	0	0	0	0	0	0	0	0	0	
Nursery plants	Quantity	93,533	93,098	161,561	421,807	344,811	300,818	140,434	53,735	115,854	259,758	525,960	233,973	2,745,342	54.66%
	Amount	5,229,811	5,908,326	9,034,252	22,982,621	15,332,780	13,507,567	4,235,831	2,877,978	6,310,058	14,079,191	21,277,211	19,410,263	140,185,889	7.99%
	Unit Price	56	63	56	54	44	45	30	54	54	54	40	83	51	
Potted plant material	Quantity	3,998	4,888	3,056	5,298	6,756	6,156	6,058	6,361	10,471	21,507	5,769	10,877	91,195	1.82%
	Amount	297,070	560,489	729,344	913,129	868,444	909,061	983,115	2,324,909	3,079,278	3,242,560	1,060,270	1,094,739	16,062,408	0.92%
	Unit Price	74	115	239	172	129	148	162	365	294	151	184	101	176	
Total	Quantity	258,247	258,232	358,096	658,870	662,922	466,946	262,390	119,796	241,888	479,440	789,917	465,880	5,022,624	100.00%
	Amount	93,026,599	96,281,921	167,717,932	201,195,690	221,759,324	135,299,516	116,644,452	81,658,208	103,056,332	157,664,446	185,666,657	194,947,713	1,754,918,790	100.00%
	Unit Price	360	373	468	305	335	290	445	682	426	329	235	418	349	

As for the shares, these figures have been rounded off to the second decimal and may not add up to 100.

3. Monthly trading volume by item (2) Potted Plant ※ Monthly trading volume of major potted plants

(Units: pot for quantity, yen for amount)

Item	Month	Jan.	Feb.	Mar.	Apr.	May	Jun.	Jul.	Aug.	Sep.	Oct.	Nov.	Dec.	Total	Share
	Orchids	Quantity	12,146	11,578	17,354	15,919	13,534	11,957	11,723	9,435	10,376	12,374	13,493	19,191	159,080
	Amount	53,405,335	49,234,005	98,599,760	84,206,443	58,655,968	68,453,469	72,726,442	55,816,304	58,443,432	85,864,396	87,615,606	91,101,411	864,122,571	49.24%
Foliage plants	Quantity	23,754	27,415	35,302	58,859	53,403	64,333	55,109	29,951	43,592	47,913	44,371	19,286	503,288	10.02%
	Amount	9,966,428	13,634,693	19,703,434	28,344,279	25,096,322	29,082,874	26,789,978	15,066,093	18,596,200	20,197,495	16,675,036	7,252,528	230,405,360	13.13%
Flowering plants	Quantity	63,287	80,614	92,797	134,696	233,132	71,374	41,216	15,361	47,497	82,796	142,763	106,893	1,112,426	22.15%
	Amount	16,684,079	20,454,676	29,289,776	59,335,319	118,541,915	19,583,355	9,770,682	3,574,018	12,335,115	20,546,524	48,814,722	51,921,513	410,851,694	23.41%
Nursery plants	Quantity	93,533	93,098	161,561	421,807	344,811	300,818	140,434	53,735	115,854	259,758	525,960	233,973	2,745,342	54.66%
	Amount	5,229,811	5,908,326	9,034,252	22,982,621	15,332,780	13,507,567	4,235,831	2,877,978	6,310,058	14,079,191	21,277,211	19,410,263	140,185,889	7.99%
Others	Quantity	65,527	45,527	51,082	27,589	18,042	18,464	13,908	11,314	24,569	76,599	63,330	86,537	502,488	10.00%
	Amount	7,740,946	7,050,221	11,090,710	6,327,028	4,132,339	4,672,251	3,121,519	4,323,815	7,371,527	16,976,840	11,284,082	25,261,998	109,353,276	6.23%

As for the shares, these figures have been rounded off to the second decimal and may not add up to 100.

